

Grant-in-Aid for Scientific Research (S)

Real Estate Markets, Financial Crisis, and Economic Growth

: An Integrated Economic Approach

Working Paper Series No.19

Asset Bubbles and Bailouts

Tomohiro Hirano
Masaru Inaba
Noriyuki Yanagawa

May, 2015

HIT-REFINED PROJECT
Institute of Economic Research, Hitotsubashi University
Naka 2-1, Kunitachi-city, Tokyo 186-8603, JAPAN
Tel: +81-42-580-9145
E-mail: hit-tdb-sec@ier.hit-u.ac.jp
<http://www.ier.hit-u.ac.jp/ifn/>

Asset Bubbles and Bailouts*

Tomohiro Hirano[†] Masaru Inaba[‡] Noriyuki Yanagawa[§]

First Version, April 2011

This Version, March 2015

Abstract

This paper investigates the relationship between bubbles and government bailouts. As long as bubble size is relatively small, bubbles increase production level, but once the size becomes too large, then bubbles reduce it. Given this non-monotonic relationship, we show that bailouts for bursting bubbles may positively influence ex-ante production efficiency and relax the existence condition of stochastic bubbles. The level of bailouts has a non-monotonic relationship with production efficiency and a "partial bailout" policy achieves production efficiency. Moreover, it examines the welfare effects of bailout policies rigorously and shows that even non-risky bubbles may be undesirable for taxpayers.

Keywords: Bubble Size, Anticipated Bailouts, Production Efficiency, Boom-Bust Cycles, Optimal Bailout Policy

*This is a revised version of our previous working paper, Hirano, Tomohiro and Noriyuki Yanagawa. (2012 January, CIRJE Working Paper) "Asset Bubbles and Bailout", and Hirano, Inaba, and Yanagawa (2013 April, CARF Working Paper). We have benefited greatly from discussions with Harald Uhlig, Nobuhiro Kiyotaki, Jean Tirole, Kiminori Matsuyama, Ricardo Reis, Joseph Stiglitz, Jianjun Miao, Katsuhito Iwai, Kalin Nikolov (discussant), and Valentin Haddad (discussant). We also thank Pietro Reichlin, Albert Martin, Jaume Ventura, Fumio Hayashi, Boyan Jovanovic, and seminar participants at 2014 JME-SNB-SCG Conference, 2012 AFR Summer Institute of Economics and Finance, 2012 CIGS Conference on Macroeconomic Theory and Policy, New York Fed, Philadelphia Fed, Bank of Canada, Columbia University, University of Kent, University of Southampton, University of Florida. A part of this work was financially supported by JSPS KAKENHI Grant Number 25220502.

[†]Corresponding Author (The University of Tokyo) : tomohih@gmail.com

[‡]Kansai University/The Canon Institute for Global Studies

[§]The University of Tokyo

1 Introduction

Many countries have experienced bubble-like dynamics, notably the United States before and after the Great Depression and Japan in the 1990s. The bursting of asset bubbles is generally followed by significant contractions in real economic activity. To mitigate these contractions, government tend to provide various types of bailouts, such as the purchase of legacy assets at inflated prices or the proposal of capital injection policy. Although such bailout initiatives are becoming more frequent, the effects of these policies have thus far been under-examined in the theoretical literature, especially in full-blown macroeconomic models. For example, although bailouts may mitigate the adverse ex-post effects of the bubble bursting, it remains unclear what happens if bailouts are anticipated ex-ante. Do they change the emergence conditions of bubbles? Do they affect boom–bust? More generally, to what extent are ex-post bailouts efficient from an ex-ante perspective? Further, can we derive an optimal bailout policy? In this paper, we theoretically investigate these questions using a simple infinite-horizon general equilibrium model with financial imperfection and stochastic bubbles.

In contrast to the previous literature, we show that bailouts may positively influence ex-ante production efficiency. Much of the recent theoretical literature on bailout policies investigates the moral hazard consequences of bailouts (e.g., Diamond and Rajan, 2012; Farhi and Tirole, 2009, 2012a) and finds that moral hazard negatively affects ex-ante efficiency. This paper, however, shows that the effects of bailouts provided after the collapse of bubbles have the opposite effect. An intuitive reason for this finding comes from the crowd-in effect of bubbles. If the financial market is imperfect, bubbles may be able to crowd in investments because the bubbles have a positive wealth effect and relax borrowing constraints. In contrast, ex-post bailouts make bubbles safer and more profitable assets, and demand for bubbles subsequently rises. This higher demand raises the price of bubbles and increases the crowd-in effect. Hence, bailouts positively influence ex-ante production efficiency. To explain this point clearly, we extend the approach taken by Kiyotaki (1998) by developing a macroeconomic model with heterogeneous investments and financial market imperfection.

Anticipated bailouts induce low-productivity entrepreneurs to buy risky bubble assets.

1 By encouraging such risk-taking behavior, anticipated bailouts also affect the existing condi-
2 tions of asset bubbles. We show that bubbles that have a high probability of bursting do not
3 occur in the absence of government guarantees. In other words, if bailouts are guaranteed
4 by the government, riskier bubbles can arise.

5 The second contribution of this paper is that it examines the possibility of partial bailouts.
6 In reality, the provision of bailouts is not comprehensive. For example, in the recent global
7 financial crisis, AIG was rescued, while Lehman Brothers was not. In this paper, we consider
8 this possibility. A financial safety net is provided by the government following the collapse
9 of bubbles. We focus on a bailout in which the government guarantees bubble investments
10 against losses resulting from the collapse of bubbles. The aim of bailouts is to recapitalize
11 the net worth of entrepreneurs and mitigate economic contractions. An important assump-
12 tion in our model is that not all entrepreneurs who suffer losses from bubble investments
13 are necessarily rescued; that is, some entrepreneurs are rescued while others are not. The
14 government can choose the percentage of entrepreneurs rescued. This assumption captures
15 the possibility of partial bailouts, and we show that partial bailouts are superior. To achieve
16 ex-ante production efficiency, partial bailouts are more desirable than full bailouts. This
17 point comes from the crowd-out effect of bubbles. Although bubbles have a crowd-in effect,
18 it is well known in the literature on bubbles (for example, Tirole (1985)) that they also have
19 a crowd-out effect on investments.

20 One notable point of this paper is that bubble size has non-monotonic effects on ex-ante
21 production efficiency (that is, the production level up to the point at which the bubble
22 bursts) from the crowd-in and crowd-out effects. From this result, we can derive that even
23 bailouts have non-monotonic impacts on ex-ante production efficiency when bailout policies
24 are anticipated. We show that expansions in government guarantees initially crowds in
25 productive investments, thereby increasing production efficiency. Too generous guarantees,
26 however, lead to strong crowd-out effects, thereby decreasing ex-ante production efficiency.
27 This non-monotonic impact on ex-ante production efficiency suggests that there is a certain
28 bailout level at which ex-ante production efficiency is maximized. Under the bailout policy,

1 the output level in each period is increased by improving production efficiency. This implies,
2 however, that the economy experiences a sharp drop in output when bubbles collapse. In
3 other words, such a bailout policy may increase boom-bust and require large amounts of
4 public funds following the collapse of bubbles. This finding suggests a trade-off between
5 economic stability and efficient resource allocation, which leads to our third contribution.

6 The third contribution of this paper is that we rigorously derive the effects of bailouts
7 on economic welfare, including transitional dynamics. In our model, given an initial state
8 variable (i.e., capital stock), the economy cannot jump to the stationary state immediately.
9 Thus, in computing welfare under different bailout levels, we need to take into account wel-
10 fare effects, including the transitional paths. Since there are heterogeneous agents in this
11 economy, it is difficult to examine total welfare directly. Instead, we examine the welfare of
12 each type of agent. For welfare analyses, the non-monotonic impact on production efficiency
13 is important. Given the fact that the wage rate is positively correlated with production
14 efficiency, the welfare of workers has a non-monotonic relation with the broader provision of
15 bailouts. We show that partial bailouts are optimal for taxpayers—that is, having no bailouts
16 and having overly generous bailouts are not optimal for taxpayers. Moreover, workers may
17 have to pay tax to rescue bubble holders. Then, in cases of riskier bubbles, the optimal
18 bailout level for taxpayers is lower than the level at which production efficiency is maxi-
19 mized, which has an important implication for boom–bust. To maximize taxpayers’ welfare,
20 the government must sacrifice some production efficiency in order to reduce the size of bub-
21 bles and soften boom–bust. In contrast, an entrepreneur’s welfare monotonically increases
22 with broader bailout provisions because entrepreneurs receive a higher transfer from an ex-
23 pansion in government guarantees and enjoy the wealth effect of consumption. Moreover,
24 government guarantees provide an insurance device for entrepreneurs when they face idio-
25 syncratic productivity shocks, thus enhancing the consumption-smoothing effect and their
26 welfare. Thus, there are differences between taxpayers and rescued entrepreneurs concerning
27 the desirable bailout level.

28 Finally, we discuss the welfare effects of bailout policies that make stochastic bubbles

1 non-stochastic (e.g., government debt as a bailout tool). It is widely believed that non-
2 stochastic bubbles are better for welfare than stochastic bubbles. Thus, if the government
3 could make stochastic bubbles non-stochastic, it would be beneficial. However, we show
4 that stochastic bubbles can be better than non-stochastic bubbles from the perspective of
5 taxpayers' welfare, which suggests that increasing the fragility of bubbles might actually
6 enhance the welfare of taxpayers.

7 **1.1 Related Literature**

8 Recent studies of rational bubbles have provided a theoretical framework for analyzing the
9 macroeconomic effects of asset bubbles. In particular, seminal works such as Farhi and Ti-
10 role (2012b), Martin and Ventura, (2012), and Woodford (1990) have enriched the argument
11 about the consequences of asset bubbles by showing that they may have a crowd-in effect.¹
12 Martin and Ventura (2012) explored the mechanism of the crowd-in effect by using an over-
13 lapping generations model in which none of the future cash flow is pledgeable to investors.
14 With zero pledgeability, it is impossible to transfer the resources of potential lenders to en-
15 trepreneurs, and an under-investment situation occurs. They showed that if entrepreneurs
16 with productive investments can create bubbles, they can sell those bubbles and increase
17 investments. Farhi and Tirole (2012b) considered a three-period overlapping generations
18 model with limited corporate sector pledgeability and outside liquidity. In their model, the
19 existence of bubbles raises the interest rate and shifts resources from the outside liquidity to
20 the corporate sector; that is, bubbles crowd investment in.

21 This paper is closely related to these pioneer papers in terms of the crowd-in effect,
22 although it uses an infinite-horizon general equilibrium model with limited pledgeability.²
23 Given two types of investments (high tech and low tech), bubbles shift resources from low-
24 tech investments to high-tech investments, and thus they crowd investment in totally. More

¹In addition to these papers, a growing body of literature has recently examined asset bubbles and macro dynamics (e.g., Aoki and Nikolov, 2011; Caballero and Krishnamurthy, 2006; Kocherlalo, 2009; Hellwing and Lorenzoni, 2009; Hirano and Yanagawa, 2010; Miao and Wang, 2011).

²Woodford (1990) also examined an infinite-horizon model, but it assumed zero pledgeability.

1 details about the differences among these three papers are given in section 2.5.

2 It is commonly thought that there is a fundamental difficulty with generating bubbles
3 in economies with infinitely lived agents (Tirole, 1982; Santos and Woodford, 1997). In
4 the Tirole model, the financial market is assumed to be perfect; that is, agents are allowed
5 to borrow and lend freely. Tirole shows that in such an environment, no equilibrium with
6 bubbles exists. Santos and Woodford (1997) point out that no infinitely lived asset, including
7 any bubble asset, can pay dividends that grow at the same rate as the economy, or else its
8 price would be infinite. In our paper, we assume that a bubble asset pays no dividend to
9 address this issue. Then, we show that bubbles can arise even in the infinitely lived agents
10 model if the financial market is imperfect and if the bursting probability of bubbles is not
11 too high.

12 A potential benefit of analyzing bubbles in an infinite-horizon economy would be that
13 our model does not stray too far from the real business cycle model, a workhorse model in
14 modern macroeconomics. Our model actually reduces to the real business cycle model if
15 the degree of financial friction becomes sufficiently low. Thus, it would be straightforward
16 to determine what causes asset bubbles to arise in comparison with the real business cycle
17 model. Indeed, as the present paper shows, financial frictions are crucial for the existence of
18 bubbles in our model, while in OLG models, as Tirole (1985) shows, bubbles can arise even
19 if the financial market is perfect.³

20 The main original contribution of this paper is that by using an infinite-horizon model,
21 we explore the effects of bailouts on bubbles and analyze desirable bailout policies from a
22 welfare perspective.⁴

³Another potential benefit would be that infinite horizon models would be more suitable for realistic quantitative explorations that the recent macroeconomic literature emphasize. Developing an infinite horizon model with bubbles would be beneficial for quantitative analyses.

⁴In this vein, Uhlig (2010) models a systemic bank run in light of the recent financial crisis. His analysis supports the argument that the outright purchase of troubled assets by the government at above current market prices can both alleviate financial crises as well as provide taxpayers with returns greater than those for safe securities. Similarly, Diamond and Rajan (2012) and Farhi and Tirole (2009, 2012a) examine the moral hazard consequences of bailouts and welfare analysis to derive optimal regulations and bailout policies. These papers, however, do not address bubbles. Our paper lends support to Uhlig's (2010) results in its development of a rigorous welfare analysis and builds on the findings of the other three papers by proposing optimal bailout policies following the collapse of bubbles. Moreover, rather than using a three-period model with an endowment economy, we examine the effects of bailouts in a full-blown dynamic macroeconomic

1 Gertler et al. (2012) examine the welfare effects of a government’s credit policy in a crisis
2 by considering the anticipated effects and computing welfare from an ex-ante perspective. In
3 their model, the anticipated credit policy induces the ex-ante risk-taking of intermediaries
4 and reduces welfare, and they also show that ex-ante regulations reduce risk-taking and
5 improve welfare. In contrast, the model presented herein suggests that anticipated bailouts
6 induce risk-taking ex-ante and that such risk-taking can improve welfare; however, we also
7 conclude that too much risk-taking reduces welfare by creating large bubbles.

8 Gali (2014) and Miao et al. (2014) are related to our paper in the sense that both analyze
9 bubbles and policy. Gali (2014) is a seminal paper that derives an optimal monetary policy
10 against bubbles in an overlapping generations framework with rational bubbles. Our paper
11 derives an optimal bailout policy in an infinitely lived agents model with rational bubbles.
12 Miao et al. (2014) show that bubbles attached to housing are welfare-reducing and that
13 preventing bubbles is an optimal policy. In contrast, our paper shows that as long as the
14 bubble size is relatively small, bubbles can indeed increase everyone’s welfare, but once the
15 bubble becomes too large because of generous bailouts, taxpayers’ welfare decreases and
16 rescued entrepreneurs’ welfare increases, leading to increased inequality.

model with a production economy.

Among the previous works that have used dynamic macroeconomic models, Brunnermeier and Sannikov (2011), Gertler and Kiyotaki (2010), and Kiyotaki and Moore (2008) examine government bailouts (i.e., credit market interventions) in a liquidity crisis, while Gertler and Karadi (2011) and Roch and Uhlig (2012) adopt dynamic macroeconomic models to analyze the welfare effects of bailouts. Roch and Uhlig (2012), for example, provide a theoretical framework to analyze the dynamics of a sovereign debt crisis and bailouts. Their paper, which is based on an endowment economy, characterizes the minimal actuarially fair bailouts that restore the good equilibrium. In contrast, our model is based on a production economy. Hence, the anticipated bailouts affect welfare greatly through the change in production. Gertler and Karadi (2011) analyze whether the government’s interventions in a crisis (i.e., direct lending by the central banks) can improve post-crisis welfare. In contrast, our paper takes into account the anticipated effects of government policy and computes welfare from an ex-ante perspective.

2 The Model

2.1 Framework

Consider a discrete-time economy with one homogeneous good and a continuum of entrepreneurs and workers. A typical entrepreneur and a representative worker have the following expected discounted utility,

$$(1) \quad E_0 \left[\sum_{t=0}^{\infty} \beta^t \log c_t^i \right],$$

where i is the index for each entrepreneur, and c_t^i is the consumption of him/her at date t . $\beta \in (0, 1)$ is the subjective discount factor, and $E_0[a]$ is the expected value of a conditional on information at date 0.

Let us start with the entrepreneurs. At each date, each entrepreneur meets high-productivity investments (hereinafter H-projects) with probability p , and low-productivity investments (L-projects) with probability $1 - p$. The investments produce capital. The investment technologies are as follows:

$$(2) \quad k_{t+1}^i = \alpha_t^i z_t^i,$$

where $z_t^i (\geq 0)$ is the investment level at date t , and k_{t+1}^i is the capital at date $t + 1$ produced by the investment. α_t^i is the marginal productivity of investment at date t . $\alpha_t^i = \alpha^H$ if the entrepreneur has H-projects, and $\alpha_t^i = \alpha^L$ if he/she has L-projects. We assume $\alpha^H > \alpha^L$. For simplicity, we assume that capital fully depreciates in one period.⁵ The probability p is exogenous, and independent across entrepreneurs and over time. The entrepreneur knows his/her own type of date t , whether he/she has H-projects or L-projects. Assuming that the initial population measure of each type is p and $1 - p$ at date 0, the population measure of each type after date 1 is p and $1 - p$, respectively. Throughout this paper, we call the

⁵As in Kocherlakota (2009), we can consider a case where only a fraction η of capital depreciates, and consumption goods can be converted one-for-one into capital, and vice-versa. In this setting, we can also obtain the same results as in the present paper.

1 entrepreneurs with H-projects “H-types” and the entrepreneurs with L-projects “L-types”.

2 We assume that because of frictions in a financial market, the entrepreneur can pledge at
3 most a fraction θ of the future return from his/her investment to creditors as in Kiyotaki and
4 Moore (1997). In such a situation, in order for debt contracts to be credible, debt repayment
5 cannot exceed the pledgeable value. That is, the borrowing constraint becomes:

$$(3) \quad r_t b_t^i \leq \theta q_{t+1} \alpha_t^i z_t^i,$$

6 where q_{t+1} is the relative price of capital to consumption goods at date $t + 1$.⁶ r_t and b_t^i are
7 the gross interest rate and the amount of borrowing at date t . The parameter $\theta \in (0, 1]$,
8 which is assumed to be exogenous, can be naturally taken to be the degree of imperfection
9 of the financial market.

10 In this economy, there are bubble assets denoted by x . The aggregate supply of bubble
11 assets is assumed to be constant over time X . As in Tirole (1985), we define bubble assets as
12 those assets that do not generate any payoff or dividend. However, under some conditions,
13 the prices of bubble assets become positive, which means that bubbles arise in equilibrium.
14 Here, following Weil (1987), we consider stochastic bubbles, in the sense that they may
15 collapse. In each period, bubble prices become zero (i.e., bubbles burst) at a probability of
16 $1 - \pi$ conditional on survival in the previous period. A lower π means riskier bubbles, because
17 the bursting probability is higher. In line with the literature in this regard, once bubbles
18 collapse, they do not arise again unless agents change their expectations about bubbles’
19 formation through, for example, unexpected shocks. This implies that bubbles persist with
20 a probability $\pi (< 1)$ and that their prices are positive until they switch to being equal to
21 zero. Let P_t^x be the per unit price of bubble assets at date t in terms of consumption goods.
22 $P_t^x = P_t > 0$ if bubbles survive at date t with probability π , and $P_t^x = 0$ if they collapse at
23 date t with probability $1 - \pi$. As we will show, P_t is endogenously determined in equilibrium
24 and is affected by expectations about government bailouts.

⁶On an equilibrium path, q_{t+1} is not affected by the collapse of bubbles. Hence, there is no uncertainty with regard to q_{t+1} .

1 The entrepreneur's flow of funds constraint is given by

$$(4) \quad c_t^i + z_t^i + P_t^x x_t^i = q_t \alpha_{t-1}^i z_{t-1}^i - r_{t-1} b_{t-1}^i + b_t^i + P_t^x x_{t-1}^i + m_t^i.$$

2 where x_t^i be the level of bubble assets purchased by a type i entrepreneur at date t . The
3 left hand side of (4) is expenditure on consumption, investment, and the purchase of bubble
4 assets. The right hand side is the available funds at date t , which is the return from invest-
5 ment in the previous period minus debts repayment, plus new borrowing, the return from
6 selling bubble assets, and bailout transfer, m_t^i . We define the net worth of the entrepreneur
7 at date t as $e_t^i \equiv q_t \alpha_{t-1}^i z_{t-1}^i - r_{t-1} b_{t-1}^i + P_t^x x_{t-1}^i + m_t^i$.

8 When bubbles collapse at the beginning of date t , all the wealth invested in bubble
9 assets is wiped out. This decreased wealth and the resulting net worth of entrepreneurs lead
10 to severe contractions during the bursting of bubbles. Although the government bails out
11 entrepreneurs to mitigate these contractions, not all entrepreneurs are necessarily rescued.
12 To formulate the possibility of so-called "partial bailouts", we assume that only a certain
13 proportion $\lambda \in [0, 1]$ of the entrepreneurs who suffer losses from bubble investments are
14 rescued. $\lambda = 0$ means that no-entrepreneurs are rescued, while $\lambda = 1$ means that all are
15 rescued. A rise in λ means expansions in the government's financial safety net. This bailout
16 scheme suggests that from an ex-ante perspective, each entrepreneur anticipates government
17 bailouts with a probability λ . When entrepreneur i is rescued, we assume that the government
18 guarantees bubble investments against losses and that the bailout is proportional to the
19 entrepreneur's holdings of bubble assets:

$$(5) \quad m_t^i = \tilde{d}_t^i x_{t-1}^i.$$

20 Here, we specifically consider a bailout policy that fully guarantees bubble investments
21 against losses. Hence, $\tilde{d}_t^i = d_t = P_t > 0$ if the agent i is rescued when bubbles collapse
22 at date t . Otherwise $m_t^i = \tilde{d}_t^i = 0$. This bailout policy fully guarantees the rate of return on
23 bubble assets, but only a certain proportion of entrepreneurs is rescued. The main reason

1 for our approach is analytical tractability. In our setting, we can solve dynamics analytically
2 and derive analytical solutions explicitly.

3 In this paper, we examine this type of partial bailouts, although we may be able to
4 consider other types of bailouts. We can easily imagine, for example, a bailout policy in
5 which government guarantees only a part of bubble investments against losses for all bubble
6 holders. The main reason for our approach is analytical tractability. In our setting, we can
7 solve dynamics analytically and derive analytical solutions explicitly. Also we can consider
8 a government policy that uses government bonds as a bailout tool. We will consider this
9 case in greater detail in Section 7. The government bonds, however, generate large bubbles
10 and decrease the production level and the wage rate for workers. Hence, as we will show
11 in Section 7, under some parameter conditions, the bailout policy with a tax on workers (a
12 transfer policy from workers to entrepreneurs) can be better than the bailout policy with
13 government bonds, at least for workers. This is why, we first consider the bailout policy with
14 partial bailouts and a tax on workers.

15 We also impose the short sale constraint on bubble assets:⁷

$$(6) \quad x_t^i \geq 0.$$

16 Let us now turn to workers' behavior. There are workers with a unit measure.⁸ Each
17 worker is endowed with one unit of labor endowment in each period, which is supplied
18 inelastically in labor markets, and earns wage rate, w_t . Workers do not have investment
19 opportunities, and cannot borrow against their future labor incomes. The workers' maxi-
20 mization problem is explained in the Appendix A. As explained in the Appendix A, when
21 we define b_t^u and x_t^u as the amount of borrowing by workers and the level of bubble assets
22 purchased by workers at date t , respectively, there exists an equilibrium where workers do not
23 save, that is, $b_t^u = x_t^u = 0$. We focus on that equilibrium where workers are hand-to-mouth

⁷Kocherlakota (1992) shows that the short sale constraint plays an important role for the emergence of asset bubbles in an endowment economy with infinitely lived agents.

⁸Even if we consider workers with N measure, all the results in our paper hold.

1 at all times.

$$(7) \quad c_t^u = w_t - T_t^u.$$

2 c_t^u is the equilibrium consumption level of a worker at date t , and T_t^u is a tax level at date
3 t . When bubbles collapse, government levies a lump sum tax on workers and transfers those
4 funds to entrepreneurs who suffer losses from bubble investments. This means that workers
5 are taxpayers and incur the direct costs of bubbles' collapsing. Thus, $T_t^u > 0$ only when
6 bubbles collapse, while $T_t^u = 0$ if they survive. As in Farhi and Tirole (2012a), the aim of
7 this transfer policy (i.e., bailout policy) is to boost the net worth of entrepreneurs. In our
8 model, this increased net worth can mitigate the adverse effects of the collapse of bubbles. In
9 Section 7 and in the Appendix B, we also consider cases where government finances bailout
10 by using government debt, or by taxing entrepreneurs as well.⁹

11 Lastly, we explain the technology for producing final goods. There are competitive firms
12 which produce final consumption goods using capital and labor. The production technology
13 of each firm is

$$(8) \quad y_t = k_t^\sigma n_t^{1-\sigma},$$

14 where k_t and n_t are capital input and labor input at date t . Factors of production are paid
15 their marginal product:

$$(9) \quad q_t = \sigma K_t^{\sigma-1} \quad \text{and} \quad w_t = (1 - \sigma)K_t^\sigma,$$

16 where K_t is the aggregate capital stock at date t .

⁹Let us mention the main reason behind the transfer policy from workers to entrepreneurs. In our model, as long as the government transfers resources among entrepreneurs, the aggregate wealth of entrepreneurs does not increase. As a result, economic contractions following the collapse of bubbles are not mitigated. The transfer policy from workers to entrepreneurs, however, increases the aggregate wealth of entrepreneurs and mitigates such contractions. We explain this point more in depth in the the Appendix C.

1 2.2 Equilibrium

Let us denote the aggregate consumption of H-and L-types and workers at date t as $\sum_{i \in H_t} c_t^i \equiv C_t^H$, $\sum_{i \in L_t} c_t^i \equiv C_t^L$, C_t^u , where H_t and L_t mean a family of H-and L-types at date t . Similarly, let $\sum_{i \in H_t} z_t^i \equiv Z_t^H$, $\sum_{i \in L_t} z_t^i \equiv Z_t^L$, $\sum y_t \equiv Y_t$, $\sum_{i \in H_t} b_t^i \equiv B_t^H$, $\sum_{i \in L_t} b_t^i \equiv B_t^L$, $\sum b_t^u \equiv B_t^u$, $\sum n_t \equiv N_t$, $\sum_{i \in H_t \cup L_t} x_t^i + \sum x_t^u \equiv X_t$ be the aggregate investments of each type, the aggregate output, the aggregate borrowing of each type, the aggregate labor input, and the aggregate demand for bubble assets. Then, the market clearing condition for goods, credit, capital, labor, and bubble assets are

$$(10) \quad C_t^H + C_t^L + C_t^u + Z_t^H + Z_t^L = Y_t,$$

$$(11) \quad B_t^H + B_t^L + B_t^u = 0,$$

$$(12) \quad K_t = \sum_{i \in H_t \cup L_t} k_t^i,$$

$$(13) \quad N_t = 1,$$

$$(14) \quad X_t = X.$$

2 The competitive equilibrium is defined as a set of prices $\{r_t, w_t, q_t, P_t^x\}_{t=0}^\infty$ and quantities
 3 $\{C_t^H, C_t^L, C_t^u, B_t^H, B_t^L, B_t^u, N_t, Z_t^H, Z_t^L, X_t, K_{t+1}, Y_t\}_{t=0}^\infty$, such that (i) the market clear-
 4 ing conditions, (10)-(14), are satisfied in each period, and (ii) each entrepreneur chooses
 5 consumption, borrowing, investment, and the amount of bubble assets, $\{c_t^i, b_t^i, z_t^i, x_t^i\}_{t=0}^\infty$, to
 6 maximize his/her expected discounted utility (1) under the constraints (2)-(6), taking into
 7 consideration the bursting probability of bubbles and the bailout probability, and (iii) Each
 8 worker's behavior is given by (7).

9 2.3 Optimal Behaviour of Entrepreneurs

We now characterize the equilibrium behavior of entrepreneurs. We focus on the equilibrium where

$$q_{t+1}\alpha^L \leq r_t < q_{t+1}\alpha^H.$$

1 In equilibrium, interest rate must be at least as high as $q_{t+1}\alpha^L$, since nobody lends to the
 2 projects if $r_t < q_{t+1}\alpha^L$. Moreover, if the interest rate is higher than the rate of return of
 3 H-projects, nobody borrows. Hence, this assumption is not restrictive at all¹⁰.

4 Since the utility function is log-linear, each entrepreneur consumes a fraction $1 - \beta$ of
 5 the net worth in each period, that is, $c_t^i = (1 - \beta)e_t^i$. For H-types at date t , the borrowing
 6 constraint (3) is binding since $r_t < q_{t+1}\alpha^H$ and the investment in bubbles is not attractive,
 7 that is, (6) is also binding. We will verify this result in the Technical Appendix O. Then,
 8 by using (3), (4), and (6), the investment function of H-types at date t can be written as

$$(15) \quad z_t^i = \frac{\beta(q_t\alpha_{t-1}^i z_{t-1}^i - r_{t-1}b_{t-1}^i + P_t^x x_{t-1}^i + m_t^i)}{1 - \frac{\theta q_{t+1}\alpha^H}{r_t}}.$$

9 This is a popular investment function under financial constraint problems¹¹, except for the
 10 fact that the presence of bubble assets and bailout transfer affect the net worth. We see
 11 that the investment equals the leverage, $1/[1 - (\theta q_{t+1}\alpha^H/r_t)]$, times a fraction β of the
 12 net worth. From this investment function, we understand that for the entrepreneurs who
 13 purchased bubble assets in the previous period, they are able to sell those assets to L-
 14 types at the time they encounter H-projects. If their net worth increases by selling bubbles,
 15 the increase of net worth boosts their investments. Moreover, the expansion level of the
 16 investment is more than the direct increase of the net worth because of the leverage effect.
 17 In our model, the entrepreneurs buy bubble assets for speculation when they have L-projects,
 18 and sell those assets when they have opportunities to invest in H-projects.

¹⁰When $r_t = q_{t+1}\alpha^H$, bubbles cannot exist. This is because, for stochastic bubbles to arise when entrepreneurs are risk-averse, the expected rate of return on bubbles, $\pi P_{t+1}/P_t$, must be strictly greater than the safe interest rate, r_t , that is, $\pi P_{t+1}/P_t > r_t$ must hold. If the expected return on bubbles is sufficiently high and is sufficiently greater than the rate of return on high-productivity investments, H-types may buy bubbles. In those cases, $P_{t+1}/P_t > q_{t+1}\alpha^H$, that is, bubbles' growth rate is strictly greater than the rate of return on high-productivity investments, which is the highest return on real assets. In this case, bubbles grow faster than the economy's growth rate, and the economy cannot support growing bubbles. At some point in the future, the size of the bubbles, ϕ_t , exceeds 1, $\phi_t \geq 1$, which is an explosive path and cannot be an equilibrium path. Hence, in equilibria with bubbles, bubbles are absorbed by L-type entrepreneurs.

¹¹See, for example, Bernanke and Gertler (1989), Bernanke et al. (1999), Holmstrom and Tirole (1998), Kiyotaki and Moore (1997), and Matsuyama (2007).

19 For L-types at date t , since $c_t^i = (1 - \beta)e_t^i$, the budget constraint (4) becomes

$$(16) \quad z_t^i + P_t^x x_t^i + (-b_t^i) = \beta e_t^i.$$

1 Each L-type allocates his/her savings, βe_t^i , into three assets, i.e., z_t^i , $P_t^x x_t^i$, and $(-b_t^i)$. Each
 2 L-type chooses optimal amounts of b_t^i , x_t^i , and z_t^i so that the marginal expected utility from
 3 investing in three assets is equalized. By solving the utility maximization problem explained
 4 in the Technical Appendix L, we can derive the demand function for bubble assets of an
 5 L-type:

$$(17) \quad P_t^x x_t^i = \frac{\delta(\lambda) \frac{P_{t+1}}{P_t} - r_t}{\frac{P_{t+1}}{P_t} - r_t} \beta e_t^i,$$

6 where $\delta(\lambda) \equiv \pi + (1 - \pi)\lambda$. From (17), we learn that an entrepreneurs's portfolio decision
 7 depends on its perceptions of risk, which in turn depends on both the bursting probability
 8 of bubbles $(1 - \pi)$ and expectations about government bailouts (λ) . A rise in λ encourages
 9 L-type's risk-taking to buy more bubble assets.

The remaining fraction of savings is split across z_t^i and $(-b_t^i)$:

$$z_t^i + (-b_t^i) = \frac{[1 - \delta(\lambda)] \frac{P_{t+1}}{P_t}}{\frac{P_{t+1}}{P_t} - r_t} \beta e_t^i.$$

10 Since investing in L-projects (z_t^i) and secured lending to other entrepreneurs ($-b_t^i$) are both
 11 safe assets, $z_t^i \geq 0$ if $r_t = q_{t+1}\alpha^L$, and $z_t^i = 0$ if $r_t > q_{t+1}\alpha^L$. Moreover, when $r_t = q_{t+1}\alpha^L$,
 12 investing in L-projects and secured lending to other entrepreneurs are indifferent for L-types,
 13 aggregate investment level of L-types, Z_t^L , is determined from (10).

14 2.4 Dynamics

15 We are now in a position to derive the dynamics of the bubble economy. Since we assume
 16 that rational bubbles are stochastic, that is, bubbles persist with probability $\pi (< 1)$, here,
 17 we focus on the dynamics until bubbles collapse, i.e., $P_t^x = P_t > 0$.

18 From (10) and

$$(18) \quad Z_t^H + Z_t^L + P_t X = \beta A_t,$$

1 we have the evolution of aggregate capital stock:

$$(19) \quad K_{t+1} = \begin{cases} \alpha^H \frac{\beta p A_t}{1 - \frac{\theta \alpha^H}{\alpha^L}} + \alpha^L \left(\beta A_t - \frac{\beta p A_t}{1 - \frac{\theta \alpha^H}{\alpha^L}} - P_t X \right) & \text{if } r_t = q_{t+1} \alpha^L, \\ \alpha^H [\beta A_t - P_t X] & \text{if } r_t > q_{t+1} \alpha^L. \end{cases}$$

where $A_t \equiv q_t K_t + P_t X$ is the aggregate wealth of entrepreneurs at date t in the bubble economy, and $\sum_{i \in H_t} e_t^i = p A_t$ is the aggregate wealth of H-types at date t . (More details about aggregation of each variable will be explained in the Technical Appendix M). When $r_t = q_{t+1} \alpha^L$, both types of entrepreneurs may invest. The first term and the second term of the first line represent the capital stock at date $t+1$ produced by H- and L-types, respectively. When $r_t > q_{t+1} \alpha^L$, only H-types invest. From (18), we know $Z_t^H = \beta A_t - P_t X$. ($-P_t X$ in (19) captures a traditional crowd-out effect of bubbles analyzed in Tirole (1985), i.e., the presence of bubble assets crowds savings away from investments. On the other hand, the first line can be rearranged as

$$(\alpha^H - \alpha^L) \frac{\beta p A_t}{1 - \frac{\theta \alpha^H}{\alpha^L}} + \alpha^L (\beta A_t - P_t X),$$

2 and the first term, $(\alpha^H - \alpha^L) \frac{\beta p A_t}{1 - \frac{\theta \alpha^H}{\alpha^L}}$, is an increasing function of A_t ; that is, it is an increasing
3 function of $P_t X$. This is the source of the crowd-in effect of bubbles. In this model, the
4 crowd-in effect comes from the positive wealth effect of the H-type entrepreneurs. The
5 wealth effect reallocates the funds toward H-investments from L-investments. In order to
6 make these crowd-in and crowd-out effects more clearly, we check the determination process
7 of the interest rate.

As long as $r_t > q_{t+1}\alpha^L$, the interest rate is determined by the credit market clearing condition (11), which can be written as

$$\frac{\beta p A_t}{1 - \frac{\theta q_{t+1} \alpha^H}{r_t}} + P_t X = \beta A_t.$$

That is, the aggregate savings of entrepreneurs, βA_t , flow to aggregate H-investments and bubbles. By defining $\phi_t \equiv P_t X / \beta A_t$ as the size of bubbles (the share of the value of bubbles), we can rewrite the above relation as

$$r_t = \frac{q_{t+1} \theta \alpha^H (1 - \phi_t)}{1 - p - \phi_t}.$$

8 It follows that r_t increases with ϕ_t , reflecting the tightness of the credit markets.

1 Thus, the equilibrium interest rate is determined as

$$(20) \quad r_t = q_{t+1} \text{Max} \left[\alpha^L, \frac{\theta \alpha^H (1 - \phi_t)}{1 - p - \phi_t} \right].$$

2 In other words, $r_t = q_{t+1} \alpha^L$ and $Z_t^L \geq 0$ if $\phi_t \leq \phi^* \equiv \frac{\alpha^L (1-p) - \theta \alpha^H}{\alpha^L - \theta \alpha^H}$, and $r_t > q_{t+1} \alpha^L$ and
3 $Z_t^L = 0$ if $\phi_t > \phi^*$.

4 Hence, by using ϕ_t , (19) can be written as

$$(21) \quad K_{t+1} = \begin{cases} \frac{\left[\left(1 + \frac{\alpha^H - \alpha^L}{\alpha^L - \theta \alpha^H} p \right) \beta \alpha^L - \alpha^L \beta \phi_t \right] \sigma K_t^\sigma}{1 - \beta \phi_t} & \text{if } \phi_t \leq \phi^*, \\ \frac{\alpha^H \beta [1 - \phi_t] \sigma K_t^\sigma}{1 - \beta \phi_t} & \text{if } \phi_t > \phi^*. \end{cases}$$

5 The dynamical system of this economy is mainly characterized by this (21). As described
6 in Figure 1, as long as bubbles can exist (We explain the existence condition of bubbles
7 in Proposition 2 of section 4 later), the dynamics of $K_{t+1}/K_t^\sigma = K_{t+1}/Y_t$ is an increasing
8 function of ϕ_t as long as $\phi_t < \phi^*$ and it becomes a decreasing function of ϕ_t if $\phi_t > \phi^*$. In other

9 words, $\phi^* \equiv \frac{\alpha^L(1-p)-\theta\alpha^H}{\alpha^L-\theta\alpha^H}$ is the bubble size that maximizes the capital stock and output for
 1 any t . This non-linear relationship shows that small bubbles increase capital accumulation
 2 but that overly large bubbles are harmful to capital accumulation. An intuitive reason for
 3 this finding is simple. As long as the bubble size is small, an increase of bubble size raises the
 4 wealth level of the H-entrepreneurs but does not change the relation $r_t = q_{t+1}\alpha^L$. This wealth
 5 effect shifts savings from L-projects to H-projects. Thus, the crowd-in effect dominates at
 6 the margin and K_{t+1}/Y_t is an increasing function of the size of bubbles. We call this the
 7 “Under-Sized Bubble Region.” When the bubble size becomes equal to ϕ^* , L-projects are
 8 not carried out at all. Once the bubble size becomes equal or larger than this ϕ^* , an increase
 9 in bubbles raises the interest rate and crowds out the H-projects. Thus, K_{t+1}/Y_t becomes a
 10 decreasing function of bubble size. We call this the “Over-Sized Bubble Region.”¹²

11 2.5 Discussion

12 Here, we explain in greater detail how our logic of the crowd-in effect of bubbles is related to
 13 the mechanisms of previous papers. As we have shown, the key factor for the expansionary
 14 effect of bubbles is that they reallocate funds toward H-investments from L-investments. In
 15 a broad sense, these reallocation effects share the mechanism of such other papers as Farhi
 16 and Tirole (2012) and Martin and Ventura (2012, 2014). In Farhi and Tirole (2012), bubbles
 17 reallocate the funds from outside liquidity (less productive investment) to inside liquidity
 18 (more productive investment). However, the mechanism for the reallocation is different
 19 from our mechanism. In Farhi and Tirole, the change in the interest rate is crucial for the
 20 reallocation effect. Bubbles raise the supply of assets and, thus, the interest rate. A higher
 21 interest rate means a lower price of outside liquidity, and more funds can be allocated to

¹²In our 2012 January Version (Hirano and Yanagawa, January 2012 CIRJE DP 838), we showed that
 by using the non-monotonic relationship between the size of bubbles and capital stock (i.e., output), there
 exists a unique value of λ that maximizes capital stock (output) in Proposition 8 in the section 4. When we
 presented the 2012 January version at several places, we had a common comment from Kosuke Aoki, Fumio
 Hayashi, Nobuhiro Kiyotaki, Jianjun Miao, Kalin Nikolov, Harald Uhlig that output maximization does not
 necessarily correspond to welfare maximization. Thanks to the comment, we could proceed to a full welfare
 analysis for workers and entrepreneurs rigorously, which led to our April 2013 working paper (Hirano, Inaba,
 and Yanagawa, April 2013 CARF WP 268).

22 more productive investment opportunities. On the other hand, in our paper, bubbles can
1 be expansionary at the margin as long as $r_t = q_{t+1}\alpha^L$. Moreover, an increase in the bubble
2 size raises K_{t+1} under $r_t = q_{t+1}\alpha^L$. Since q_{t+1} is a decreasing function of K_{t+1} , this means
3 that the interest rate decreases by bubbles. Unlike Farhi and Tirole, even if the interest rate
4 decreases by bubbles, sufficiently high rate of return on bubbles increases wealth of H-type
5 entrepreneurs.

6 In our model, the reallocation is generated by the positive wealth effect of the H-
7 entrepreneurs. In this sense, our logic is related to that of Martin and Ventura (2012,
8 2014).¹³ In Martin and Ventura, it is assumed that in every period young agents who have
9 a productive investment opportunity can create new bubbles. This assumption of the new
10 bubble creation in every period generates the wealth effect or a collateral effect directly.
11 However, there are crucial differences. First, Martin and Ventura assumed that no future
12 return from investments is pledgeable, and thus, the leverage effect does not work. On the
13 other hand, in our model, the H-entrepreneurs can gather more funds through the leverage
14 multiplier, $1/[1 - (\theta q_{t+1}\alpha^H/r_t)]$, that is, even a small amount of an increase in the net worth
15 by bubbles has a large increase effect on investment through the leverage multiplier. Second,
16 we do not assume the new bubble creation in every period. Even if we abstract from the new
17 bubble creation, our model generates the wealth effect. This is because, in our model, the
18 bubbles are stochastic and agents are risk averse. Hence, the risk averse agents require high
19 rate of return on bubble assets compared to the interest rate, and this high rate of return
20 on bubbles increase entrepreneurs' wealth and generates the wealth effect.

¹³We thank an anonymous referee who noted this important point.

3 Dynamics of Rational Bubbles

Next, we examine the dynamics of rational bubbles. From the definition of $\phi_t \equiv P_t X / \beta A_t$, ϕ_t evolves over time as

$$(22) \quad \phi_{t+1} = \frac{\frac{P_{t+1}}{P_t}}{\frac{A_{t+1}}{A_t}} \phi_t.$$

The evolution of the size of bubbles depends on the relation between the growth rate of wealth and the growth rate of bubbles. When we aggregate (17), and solve for P_{t+1}/P_t , then we obtain the required rate of return on bubble assets:

$$(23) \quad \frac{P_{t+1}}{P_t} = \frac{r_t(1-p-\phi_t)}{\delta(\lambda)(1-p)-\phi_t}.$$

$(1-p-\phi_t)/[\delta(\lambda)(1-p)-\phi_t]$ captures the risk premium on bubble assets. It follows that if other things being equal, the risk premium is a decreasing function of λ . Using (20), (23), and the definition of aggregate wealth of entrepreneurs, (22) can be written as

$$(24) \quad \phi_{t+1} = \begin{cases} \frac{\frac{(1-p-\phi_t)}{\delta(\lambda)(1-p)-\phi_t}}{\left(1 + \frac{\alpha^H - \alpha^L}{\alpha^L - \theta\alpha^H p}\right)\beta + \frac{[1-\delta(\lambda)](1-p)}{\delta(\lambda)(1-p)-\phi_t}\beta\phi_t} \phi_t & \text{if } \phi_t \leq \phi^*, \\ \frac{\theta}{\beta\delta(\lambda)(1-p) - (1-\theta)\phi_t} \phi_t & \text{if } \phi_t > \phi^*. \end{cases}$$

Using this (24), we examine the sustainable dynamics of ϕ_t . In order for bubbles to be sustainable, the following condition must be satisfied for any t , i.e., $\phi_t < 1$. Violation of this condition means explosion of bubbles.

As examined in the literature (Tirole 1985; Farhi and Tirole 2012b), dynamics of bubbles takes three patterns. The first one is that bubbles become too large and explode to $\phi_t \geq 1$. This dynamic path cannot be sustained by this economy and thus, bubbles cannot exist in this pattern. The second pattern is that ϕ_t becomes smaller over time and converges to the

16 steady-state of the bubbleless economy as long as bubbles persist. In this case, there exists a
1 continuum of equilibria that converge to the bubbleless steady state, and this path is called
2 asymptotically bubbleless. In this dynamic path, the effects of bubbles converge to zero.
3 Hence, we exclude this path from our consideration as usual in the literature. The third
4 pattern is that ϕ_t converges to a positive value as long as the bubbles persist. This path
5 corresponds to the unique saddle path converging to a stochastic stationary-state where all
6 variables $(K_t, A_t, q_t, r_t, w_t, P_t, \phi_t)$ become constant over time. In this paper, we focus on this
7 saddle path equilibrium as usual in the literature, for example, Farhi and Tirole (2012b),
8 and derive the dynamics of ϕ_t . We prove the existence of the unique saddle path in the
9 Appendix D.

10 The dynamic system of this economy is characterized by (21) and (24). However, (24)
11 is independent from K_t and the dynamics of ϕ_t is derived only by (24). From (24), we can
12 derive that ϕ_t must be constant over time unless ϕ_t is asymptotically bubbleless. This means
13 that on the saddle path, ϕ_t becomes constant over time, i.e., wealth of entrepreneurs and
14 bubbles grow at the same rate. More precisely, under the existence condition of bubbles
15 which will be explained below, $\phi_t = \phi$ for any t on the saddle path and ϕ is a function of
16 λ :¹⁴

$$(25) \quad \phi(\lambda) = \begin{cases} \frac{\delta(\lambda) - \frac{1 - \delta(\lambda)\beta(1-p)}{\left[1 + \left(\frac{\alpha^H - \alpha^L}{\alpha^L - \theta\alpha^H}\right)p\right] \beta - \beta(1-p)}}{1 - \frac{1 - \delta(\lambda)\beta(1-p)}{\left[1 + \left(\frac{\alpha^H - \alpha^L}{\alpha^L - \theta\alpha^H}\right)p\right] \beta - \beta(1-p)}} (1-p) & \text{if } 0 \leq \lambda \leq \lambda^*, \\ \frac{\delta(\lambda)\beta(1-p) - \theta}{\beta(1-\theta)} & \text{if } \lambda^* < \lambda \leq 1. \end{cases}$$

$\lambda^* = \max[0, \hat{\lambda}]$, where $\hat{\lambda}$ is the value of λ which achieves $\phi(\hat{\lambda}) = \phi^*$, and it is explicitly

¹⁴In our model, if $\phi(\lambda) \leq 0$, no equilibrium with bubbles can exist. Not only stochastic stationary bubbles cannot exist, but also asymptotically bubbleless paths cannot exist.

written as

$$\hat{\lambda} = \frac{1}{1 - \pi} \frac{\alpha^L [\beta(1 - p) + (1 - \beta + p\beta)\theta] - \theta\alpha^H [\beta + (1 - \beta)\theta]}{\beta(1 - p)(\alpha^L - \theta\alpha^H)} - \frac{\pi}{1 - \pi}.$$

17 It follows that $\hat{\lambda}$ is a decreasing function of π , α^H/α^L , and θ , respectively. According to (25),
 1 we can derive the following Proposition 1 on the relationship between the size of bubbles,
 2 ϕ and expectations about government financial safety net, λ . Proofs of all the Propositions
 3 and Lemmas are in Appendix.

4 **Proposition 1** *On the saddle path equilibrium, ϕ increases with λ . That is, the size of*
 5 *bubbles increases as more government bailouts are guaranteed.*

6 From (25) and Proposition 1, we learn that in a competitive equilibrium without gov-
 7 ernment policy, i.e., $\lambda = 0$, the size of bubbles does not necessarily equal to ϕ^* . In other
 8 words, $\phi(\lambda = 0) < \phi^*$, if the survival rate of bubbles, π , or the productivity difference be-
 9 tween H-and L-projects, α^H/α^L , or efficiency of the financial market, θ , is relatively low. In
 10 those economies, if there is no government policy, even low-productivity entrepreneurs end
 11 up investing in equilibrium. The size of bubbles is strictly smaller than ϕ^* , which means that
 12 under-sized bubbles arise. In this case, bailout expansions increase the size of bubbles and
 13 enhance production. Therefore, there exists a unique value of $\lambda = \hat{\lambda} \in (0, 1)$ which achieves
 14 $\phi(\hat{\lambda}) = \phi^*$. On the other hand, $\phi(\lambda = 0) \geq \phi^*$, if π , or α^H/α^L , or θ is relatively high. In those
 15 economies, if there is no government policy, the size of bubbles is equal to or greater than
 16 ϕ^* , which means that over-sized bubbles are created. The deriving process about $\phi(\lambda)$ and
 17 $\hat{\lambda}$ is explained in the Appendix F. Since negative λ is infeasible, we mainly use $\lambda^* = \max[0,$
 18 $\hat{\lambda}]$ instead of $\hat{\lambda}$. We should mention that λ^* is time-invariant, and we will show in the later
 19 section that λ^* maximizes ex-ante production efficiency.

20 4 Stochastic Stationary Equilibrium with Bubbles

1 Next, we examine the existence conditions of stochastic bubbles. In other words, we investi-
 2 gate whether a dynamic path with bubbles does not explode. As we show below, expectations
 3 about government guarantees affect the prevailing conditions.

Proposition 2 *Stochastic bubbles can exist if and only if*

$$\theta < \delta(\lambda)\beta(1 - p) \equiv \theta_1,$$

and

$$\pi > \frac{\alpha^L - \theta\alpha^H}{\beta(\alpha^L - \theta\alpha^H) + p\beta(\alpha^H - \alpha^L)} \frac{1}{1 - \lambda} - \frac{\lambda}{1 - \lambda} \equiv \pi_1,$$

4 are satisfied. Under the conditions, $\phi_t = \phi$ for any t and ϕ is a function of λ as (25).

5 This Proposition 2 means that stochastic bubbles can arise if and only if bubbles are
 6 not too risky and when financial market imperfection is sufficiently severe. Intuitively, when
 7 π is below a certain threshold π_1 , bubbles are too risky to exist. In order to compensate
 8 entrepreneurs for their risk, they would need to grow so fast that they would become too
 9 large to be feasible in equilibrium. Moreover, in high θ regions where financial markets are
 10 sufficiently efficient, the interest rate becomes sufficiently high in the credit market and so
 11 does the rate of return on bubbles. Bubbles then grow so fast that the economy cannot
 12 sustain them. Thus, if θ is greater than θ_1 , bubbles cannot occur.

13 The important point is that both π_1 and θ_1 depend on λ . In other words, expectations
 14 about government guarantees affect the existence conditions. We learn that π_1 is a de-
 15 creasing function of λ , and θ_1 is an increasing function of λ . In other words, bubble regions
 16 become wider with an increase in λ . This means that even too risky bubbles can arise once
 17 government guarantees are expected. In other words, the more government bailouts are
 18 guaranteed, the more likely riskier bubbles can occur. The intuition is that when bailouts
 19 are expected, the risk premium on bubble assets declines and thus the required rate of re-
 20 turn also declines, because bubble assets become safer assets. As a result, the growth rate

21 of bubbles is sufficiently low that the economy can support growing bubbles.

1 Since ϕ_t is constant over time on the saddle path, the dynamics of K_t , (21), is very simple.

2 From (21), and (25), we have

$$(26) \quad K_{t+1} = H(\lambda)K_t^\sigma$$

with

$$H(\lambda) = \begin{cases} \frac{\left(1 + \frac{\alpha^H - \alpha^L}{\alpha^L - \theta \alpha^H p}\right) \beta \alpha^L - \beta \alpha^L (1 - p)}{1 - \delta(\lambda) \beta (1 - p)} \sigma & \text{if } 0 \leq \lambda \leq \lambda^*, \\ \alpha^H \beta \frac{[1 - \delta(\lambda)(1 - p)] + (1 - \beta)\theta}{1 - \delta(\lambda) \beta (1 - p)} \sigma & \text{if } \lambda^* \leq \lambda \leq 1. \end{cases}$$

3 As long as bubbles persist, the economy runs according to (26) and converges toward the
4 stochastic stationary state. An important point is that this $H(\lambda)$ function is independent
5 of time t . From this property, we can characterize the dynamics of K simply. We see
6 that bubbly dynamics depends on $H(\lambda)$, which in turn depends on expectations about the
7 government's financial safety net, λ . We will explain later the property of $H(\lambda)$ in Lemma
8 1.

9 **5 Macro Effects of Anticipated Bailouts**

10 **5.1 Effects on Ex-ante Production Efficiency**

11 Bailouts may mitigate the adverse effects of bubbles' collapsing. However, once bailouts
12 are expected, they may produce inefficiency ex-ante. To what extent are ex-post bailouts
13 desirable from an ex-ante perspective? In this subsection, we analyze how expansions in
14 government guarantees affect ex-ante production efficiency, which is defined as the production
15 level at any date before the bubble bursts. From (25), we can easily imagine that H is a
16 non-linear function of ϕ , which in turn is an increasing function of λ . Hence, the following
17 Lemma 1 summarizes the property on $H(\lambda)$.

18 **Lemma 1** $H(\lambda)$ increases with λ in the region of $\lambda \in [0, \lambda^*)$, while it decreases with λ in
 1 the region of $\lambda \in (\lambda^*, 1]$.

2 This lemma 1 reflects the fact that in the region of $\lambda \in [0, \lambda^*)$, where even L-types as
 3 well as H-types invest, a rise in λ increases the size of bubbles, and this increased bubble size
 4 crowds in H-projects, while it crowds out L-projects, thereby increasing $H(\lambda)$. By contrast,
 5 in the region of $\lambda \in (\lambda^*, 1]$, where only H-types invest, a rise in λ leads to large bubbles,
 6 which results in crowding out H-projects, thereby decreasing $H(\lambda)$.

7 From the perspective of ex-ante production efficiency, no-bailouts ($\lambda = 0$) and overly
 8 generous bailouts ($\lambda \in (\lambda^*, 1]$) are undesirable if λ^* is positive. That is, partial bailouts are
 9 desirable. On the other hand, no-bailouts are desirable if $\lambda^* = 0$. We should mention that
 10 if $\hat{\lambda}$ is non-negative, λ^* achieves ϕ^* and ex-ante production is maximized. However, if $\hat{\lambda}$ is
 11 negative, then ϕ^* cannot be achieved and λ^* maximizes ex-ante production efficiency under
 12 the constraint that $\lambda \geq 0$. Figure 2 illustrates the relationship between ex-post bailouts and
 13 ex-ante production efficiency when λ^* is positive.

14 5.2 Effects on Boom-Bust

15 In this subsection, we discuss how anticipated bailouts affect boom-bust. Suppose that at
 16 date 0 (initial period), bubbles occur. Here, at date -1 , the economy is assumed to be in the
 17 steady state of a bubbleless economy. In Figure 3, the lines with $\lambda = \lambda^*$ is the boom-bust
 18 when bailouts are λ^* (here we consider the case of $\lambda^* > 0$), while the lines with $\lambda = 0$ is the
 19 boom-bust with no-bailouts.

20 These charts in Figure 3 represent qualitative solutions, because we can work with the
 21 model analytically.¹⁵ Figure 3 shows that boom-bust is larger when $\lambda = \lambda^*$. When govern-
 22 ment bailouts are expected with a probability λ^* at date 0, L-types are willing to buy more
 23 bubble assets. Thus, bubble prices jump up in the initial period. Because of this increase
 24 in bubble prices, the net worth of H-types improves and their investments jump up too in

¹⁵In our model economy, bubbles may collapse at date 1, date 2, or date 3 \dots . In Figure 3, we focus on the saddle path equilibrium, and present a sample path for which bubbles arise at date 0 under the expectations with $\lambda = \lambda^*$ and $\lambda = 0$, and then collapse at any date s .

25 the initial period, while the share of L-investments over aggregate savings ($Z_0^L/\beta A_0$) falls to
 1 zero. That is, production efficiency improves. As a result, both output and the wage rate
 2 also rise in the next period (date 1). Moreover, the aggregate consumption of entrepreneurs
 3 jumps up in the initial period through the wealth effect of bubbles (i.e., the aggregate wealth
 4 of entrepreneurs rises together with the increase in bubble prices). All of these macroeco-
 5 nomic variables continue to rise over time until the bubble bursts. Since this is an asset
 6 pricing model, expected future increases in output are reflected in bubble prices in the initial
 7 period. Thus, bubble prices jump up largely at date 0, which in turn improves the net worth
 8 of H-types and their investments substantially. A two-way feedback between bubble prices
 9 and output thus operates, which leads to a bubbly boom. Once bubbles collapse, all of those
 10 macroeconomic variables begin to fall sharply, and converge toward a new, lower, stationary
 11 steady-state of the bubbleless economy.¹⁶

12 Figure 3 shows that once bailouts are anticipated ex-ante, it ends up destabilizing the
 13 economy and requiring large amounts of public funds following the collapse of bubbles.
 14 We should mention that this instability comes from an improvement in resource allocation,
 15 namely, L-projects are crowded out and H-projects are crowded in. Thus, there might be a
 16 trade-off between the improvement in resource allocation and stability of the economy. In
 17 the next section, we conduct a full welfare analysis by considering this trade-off to examine
 18 optimal bailouts.

19 Here let us add a few remarks concerning boom-bust when $\lambda \in (\lambda^*, 1]$. In this region, the
 20 more bailouts are guaranteed, the more H-projects are crowded out, and the less productive
 21 activity is created. A rise in λ therefore dampens both investment booms and output booms,
 22 and lowers the wage income. On the other hand, it raises bubble prices more and increases
 23 the consumption booms of entrepreneurs. These asymmetric impulse responses in the wage
 24 income and entrepreneurs' consumption suggest that in the region of $\lambda \in (\lambda^*, 1]$, overly large
 25 bubbles sustained by generous bailouts leads to increased inequality in average consumption

¹⁶We assume that after a bubble bursts, its reappearing is not expected ex-ante. If its reappearing is expected ex-ante, the Diba-Grossman (1989) critique would apply and the price of the bubbly asset would always be positive since, even in periods in which the bubble has burst, agents would expect it to reappear with some probability. We thank an anonymous referee who noted this point.

26 between bubble holders (entrepreneurs) and non bubble holders (workers).¹⁷ As we will see
1 in the next section, inequality in welfare also widens.

2 **6 Welfare Analysis**

3 In this section, we conduct a full welfare analysis of anticipated bailouts to derive optimal
4 bailouts for workers (i.e., taxpayers) and rescued entrepreneurs.

5 **6.1 Welfare Effects for Taxpayers**

6 Let us consider welfare effects of bailouts. There are two competing effects, i.e., positive and
7 negative effects. The first negative effect is that when bubbles collapse, workers have to pay
8 tax to rescue entrepreneurs, which lowers their consumption. This is an ex-post (after crash)
9 negative effect. On the other hand, an ex-post positive effect is that, because of the bailouts,
10 the net worth of the rescued entrepreneurs increases and their investments expand compared
11 to the no-bailout case. This thereby increases wage income and workers' consumption by
12 expanding output. Moreover, there is an ex-ante (before crash) effect. As long as the bailout
13 level is relatively small, expectations about bailouts increase equilibrium bubble size and
14 enhance the crowding-in effects of bubbles, thereby increasing capital stock. This increases
15 workers' lifetime wage income, because the rise in capital stock during the bubble period
16 has persistent effects on wage income, i.e., not just before the bubble bursts, but also after
17 the bursts. However, once the bailout level becomes too generous, then a large bubble is
18 created, which increases the crowding-out effect, thus reducing lifetime wage income. When
19 we compute welfare for taxpayers, we need to take into account all these effects. Moreover,
20 in our model, given an initial capital stock, K_0 (for example, K_0 can be set to a steady-state
21 value of the bubbleless economy), the economy cannot jump to the stochastic stationary-
22 state immediately. Therefore, when we compute welfare under different λ , we need to take
23 into account welfare effects, including the transitional paths.

¹⁷We get this asymmetric impulse response as long as β is sufficiently larger than σ (for example, $\beta = 0.99$ and $\sigma = 0.3$). As we will see in the next section 6, inequality in welfare also widens.

Let $V_t^{BB}(K_t)$ be the value function of taxpayers at date t in the bubble economy. Let $V_t^{BL}(K_t)$ be the value function of taxpayers at date t when bubbles collapse at date t (see the Appendix H for detail examinations on $V_t^{BL}(K_t)$). Given the optimal decision rules, the Bellman equation can be written as

$$V_t^{BB}(K_t) = \log c_t + \beta [\pi V_{t+1}^{BB}(K_{t+1}) + (1 - \pi)V_{t+1}^{BL}(K_{t+1})].$$

Solving the value function yields (see the Technical Appendix P for derivation.)

$$(27) \quad V_t^{BB}(K_t) = \frac{1}{1 - \beta\pi} \frac{\beta\sigma}{1 - \beta\sigma} \log H(\lambda) + \frac{\beta(1 - \pi)}{1 - \beta\pi} M(\lambda) \\ + \frac{1}{1 - \beta\pi} \log(1 - \sigma) + \frac{\sigma}{1 - \beta\sigma} \log K_t.$$

$$M(\lambda) = \log \left[1 - \sigma - \lambda \frac{\beta\phi(\lambda)}{1 - \beta\phi(\lambda)} \sigma \right] + \frac{\beta\sigma}{1 - \beta\sigma} \log \left[1 + \lambda \frac{\beta\phi(\lambda)}{1 - \beta\phi(\lambda)} \right] \\ + \frac{\beta\sigma}{1 - \beta\sigma} \frac{1}{1 - \beta} \log \left[\left(1 + \frac{\alpha^H - \alpha^L}{\alpha^L - \theta\alpha^H p} \right) \beta\alpha^L \sigma \right] + \frac{\beta}{1 - \beta} \log(1 - \sigma).$$

24 The value function of taxpayers is composed of a weighted average of two effects, the ex-
 1 ante effects and the ex-post effects, given a state variable, K_t . The first term in equation
 2 (27) captures the expected ex-ante effects of anticipated bailouts, which are influenced by
 3 changes in $H(\lambda)$. The second term captures the expected ex-post effects of anticipated
 4 bailouts, which are influenced by the changes in $M(\lambda)$. Since we consider the expected
 5 discounted welfare, both terms are weighted by the survival rate of bubbles, π . By setting
 6 $t = 0$, we can understand how a change in λ affects taxpayers' welfare in the initial period.¹⁸
 7 We should mention that (27) includes all effects on all possible transitional paths in the
 8 future, given any initial capital stock, $K_0 \in (0, \infty)$. Differentiating (27) with respect to λ

¹⁸When we compute how tax payers' welfare is affected in the initial period, we assume that bubbles arise in the initial period.

9 yields

$$(28) \quad \frac{dV_0^{BB}}{d\lambda} = \frac{1}{1 - \beta\pi} \frac{\beta\sigma}{1 - \beta\sigma} \frac{d \log H(\lambda)}{d\lambda} + \frac{\beta(1 - \pi)}{1 - \beta\pi} \frac{dM(\lambda)}{d\lambda},$$

1 where $\frac{dM(\lambda)}{d\lambda} < 0$, i.e., the marginal ex-post effects by bailout expansions are negative, i.e.,
 2 the marginal increase in tax burden dominates the marginal increase in wage income (see
 3 the Appendix H). This leads to the following Lemma 2.

4 **Lemma 2** *Let λ^{**} be the value of λ which maximizes V_0^{BB} . Since $\frac{d \log H(\lambda)}{d\lambda} < 0$ in $\lambda \in (\lambda^*, 1]$
 5 from Lemma 1 and $\frac{dM(\lambda)}{d\lambda} < 0$, $\frac{dV_0^{BB}}{d\lambda} < 0$ in $\lambda \in (\lambda^*, 1]$. Thus, $\lambda^{**} \notin (\lambda^*, 1]$.*

6 This Lemma 2 means that too generous bailouts reduce taxpayers' welfare. Thus, the
 7 optimal λ for taxpayers never exists in the region where ex-ante production efficiency de-
 8 creases.

9 Moreover, in the region of $\lambda \in [0, \lambda^*)$, we know from Lemma 1 that $H(\lambda)$ increases
 10 with λ , i.e., bailout expansions increase wage income by enhancing the crowding-in effect of
 11 bubbles. Thus, in $\lambda \in [0, \lambda^*)$, expansions in the government's financial safety net generate
 12 two competing effects. One is the welfare-enhancing effects captured by the first term of (28),
 13 i.e., the marginal gains from an increase in wage income. The other is the welfare-reducing
 14 effects captured by the second term of (28), i.e., the marginal costs by bailout expansions.
 15 Whether expansions in bailout guarantees increase taxpayers' welfare thus depends on which
 16 of these effects dominates.

17 Here let us assume

$$(A1) \quad (1 - p)[1 - \beta\phi(\lambda = 0)](1 - \sigma) > \phi(\lambda = 0)(1 - \beta)[1 - \pi\beta(1 - p)].$$

18 This assumption ensures that the slope of V_0^{BB} evaluated at $\lambda = 0$ is positive, i.e., the
 19 marginal gains by bailout expansions dominate the marginal costs.¹⁹ Since $1 - p > \phi$ and
 20 $1 - \beta\phi > 1 - \beta$, this assumption is more likely to be satisfied if σ is small enough. The

¹⁹The sign of $\left. \frac{dV_0^{BB}}{d\lambda} \right|_{\lambda=0}$ depends on Assumption 1. See the Technical Appendix Q.

intuition is that, when σ is small enough, wage income is large relative to tax burden for
 bailout per worker. As a result, the marginal costs by bailout expansions becomes sufficiently
 small and the marginal gains dominate. Using Lemma 2, we obtain the following Proposition
 3.

Proposition 3 (i) If $\lambda^* > 0$ and under (A1), $\lambda^{**} \in (0, \lambda^*]$. That is, partial bailouts are
 optimal for taxpayers, i.e., no-bailouts ($\lambda = 0$) and overly generous bailouts ($\lambda \in (\lambda^*, 1]$) are
 not optimal for taxpayers. (ii) If $\lambda^* = 0$, $\lambda^{**} = 0$, i.e., no-bailouts are optimal for taxpayers.

From Proposition 3, we learn the following implications. In the economies where the
 survival rate of bubbles, π , or the productivity difference between H-and L-projects, α^H/α^L ,
 or efficiency of the financial market, θ , is relatively low, then partial bailouts are optimal.
 Intuitively, in those economies, without bailouts, equilibrium bubble size is strictly smaller
 than ϕ^* , and under-sized bubbles occur. In other words, even L-types end up investing and
 resource allocation is inefficient. In this situation, increasing financial safety net can improve
 resource allocation by encouraging risk-taking, thereby increasing welfare, but too generous
 financial safety net induces too much risk-taking and reduces welfare. By contrast, in the
 economies where π , or α^H/α^L , or θ is relatively high, no-bailouts are optimal. In those
 economies, even without bailouts, equilibrium bubble size is equal to or greater than ϕ^* ,
 and over-sized bubbles occur. In such a situation, expansions in financial safety net reduce
 welfare monotonically by crowding out productive investments.

Figure 4 illustrates numerical examples of Proposition 3-(i) showing the relationship
 between V_0^{BB} and λ . When we compute V_0^{BB} , without loss of generality, we set an initial
 aggregate capital stock, K_0 , to the steady-state value of the bubbleless economy. Other
 parameter values are shown in Table 1. The only difference between the four cases lies in
 the bursting probability of the bubbles. The lower π is, the riskier bubbles are. In the
 benchmark case and case 1, bubbles are therefore relatively risky compared with case 2 and
 case 3.

Figure 4 holds an important implication. In the benchmark case and case 1, taxpayers'
 welfare is maximized at λ^{**} , which is lower than λ^* . Thus, the equilibrium where even L-

28 types invest is optimal from a welfare perspective for taxpayers. This finding suggests that
 1 to maximize taxpayers' welfare, the government must sacrifice some efficiency in production.
 2 Put simply, in the case of riskier bubbles, L-types do not want to invest a large proportion
 3 of their savings in bubble assets, because the bursting probability is high. Therefore, they
 4 end up investing more savings in their own safe L-projects to hedge their risk. In such a
 5 situation, to crowd out L-projects completely, the government needs to commit to rescuing
 6 greater proportions of entrepreneurs (i.e., $\lambda^* = \hat{\lambda}$ is a decreasing function of π .), which
 7 directly increases the total bailout required. Moreover, when anticipated, such large-scale
 8 government bailouts create large bubbles, which increases the bailout transfer, too. These
 9 two effects require large amounts of public funds and increase workers' tax burden. Thus,
 10 welfare decreases with λ in the region of $\lambda \in (\lambda^{**}, 1]$ even before ex-ante production efficiency
 11 is maximized. By contrast, in case 2 and case 3 where the bursting probability of bubbles
 12 is lower (i.e., bubbles are relatively safer), ex-ante production efficiency is maximized by
 13 rescuing only smaller proportions of entrepreneurs, meaning that the total bailout required
 14 is lower. The welfare-enhancing effects thus dominate the welfare-reducing effects in all
 15 ranges of $\lambda \in (0, \lambda^*)$ and therefore, welfare is maximized at $\lambda = \lambda^*$.

16 The presented results show that the government faces a trade-off. When financial markets
 17 are imperfect, enough resources cannot be transferred to the productive sector and resource
 18 allocation is inefficient. Although the presence of the government's financial safety net can
 19 improve resource allocation by encouraging risk-taking, it also generates costs. Together with
 20 the improvement in resource allocation, large bubbles are created, which reduces welfare. In
 21 the case of riskier bubbles, the latter effect becomes too large. Thus, if the government aims
 22 to maximize taxpayers' welfare, it must sacrifice some production efficiency.

23 Moreover, as we show in Proposition 6 in the Appendix H, from an ex-post perspec-
 24 tive (i.e., after the bubble bursts), no-bailouts are optimal for taxpayers. From this fact
 25 and Proposition 3, the difference between the ex-post and ex-ante welfare consequences for
 26 workers raises the possibility that a government that cared about workers would have a
 27 time-inconsistency problem. Interestingly, this time-inconsistency would go in the opposite

28 direction as what is the usual assumption in the debate on bailouts. It is often thought that
1 bailouts are optimal ex-post due to the costs of financial distress but not optimal ex-ante be-
2 cause the expectation of bailout gives bad incentives. Here it's the opposite: the expectation
3 of bailouts can be helpful because it increases the value of liquid tradeable claims. Thus,
4 bailouts are desirable from an ex-ante perspective. But once the time for delivering on the
5 promise arrives, government would have an incentive to renege, meaning that bailouts are
6 not desirable at all from an ex-post perspective.

7 **6.2 Welfare Effects for Entrepreneurs**

8 We next examine the welfare effects for entrepreneurs. From the detailed examinations in
9 the Appendix J and the Technical Appendix R, we could derive value function for entrepre-
10 neurs, W_0^{BB} , explicitly, but it is hard to provide a full characterization analytically on the
11 relationship between W_0^{BB} and λ , here, we show numerical examples. Figure 5 illustrates the
12 relationship in the benchmark parameter case, highlighting that welfare increases monoton-
13 ically with λ . That is, the more bailouts are guaranteed, the more entrepreneurs gain. This
14 result holds in cases 1-3, too. Moreover, even if over-sized bubbles arise in the Laissez-Faire
15 economy, W_0^{BB} monotonically increases with λ . Thus, in our numerical examples, $\lambda = 1$ is
16 optimal for entrepreneurs.

17 The result that entrepreneurs' welfare monotonically increases with expansions of bailouts
18 comes from two reasons. Firstly, when bailouts are anticipated, it increases initial bubble
19 prices. This enhances wealth effect of bubbles on their lifetime consumption, improving
20 welfare. Secondly, government bailouts enhance consumption-smoothing effect for entre-
21 preneurs. As the recent papers by Aoki et al. (2014) and Hirano and Yanagawa (2010)
22 show, bubbles increase entrepreneurs' welfare, even if bubbles reduce output level by low-
23 ering long-run output growth rate and even if bubbles are expected to collapse.²⁰ This
24 is because, bubbles enhance consumption-smoothing effect. For entrepreneurs who face

²⁰In an endowment economy where financial market is completely shut down, Woodford (1990) show that government debt can function as an insurance device against endowment shocks, enhancing consumption-smoothing effect.

25 idiosyncratic productivity shocks, they cannot smooth their consumption because of the
 1 borrowing constraint. Since bubbles provide a high rate-of-return saving technology in the
 2 low-productivity state, the rate of return difference between the high-productivity state and
 3 the low-productivity state decreases by bubbles, which smooths their consumption. Govern-
 4 ment bailout policy increases this smoothing effect even further by providing an additional
 5 insurance device. Because of these two reasons, entrepreneurs' welfare increase with expan-
 6 sions of bailouts, even if bubbles decrease ex-ante production efficiency (see the Appendix J
 7 for more detail discussions.).

8 The fact that entrepreneurs' welfare monotonically increases with λ , whereas workers'
 9 welfare increases in $\lambda \in [0, \lambda^{**})$ and decreases in $\lambda \in (\lambda^{**}, 1]$, suggests that as long as the
 10 bubble size is relatively small, bubbles increase everybody's welfare, but once the bubble size
 11 becomes too large sustained by generous bailout policy, bubbles lead to increased inequality
 12 in welfare between bubble holders and non-bubble holders as well as inequality in average
 13 consumption.²¹

14 In light of the above welfare analysis, in the economies where under-sized bubbles arise
 15 in the Laissez-Faire economy, the government's financial safety net can be Pareto-improving
 16 as long as λ is relatively low. In our numerical analysis, the government's financial safety net
 17 makes all agents better off up to $\lambda = \lambda^{**}$. Therefore, if the government chooses λ according
 18 to the Pareto dominance criteria, λ stops at λ^{**} .²² This holds an important implication for
 19 boom-bust. Figure 3 compares three cases of boom-bust, $\lambda = 0$, $\lambda = \lambda^*$, and $\lambda = \lambda^{**}$. The
 20 Figure 3 illustrates the case of $\lambda^{**} < \lambda^*$. These charts show that in the case of $\lambda = \lambda^{**}$, the
 21 boom-bust is milder than it is in the case of $\lambda = \lambda^*$, although production efficiency decreases
 22 compared with $\lambda = \lambda^*$.²³

²¹Stiglitz (2012) discusses how speculative activity including bubbles affects inequality between speculators and non-speculators.

²²In $\lambda \in (\lambda^{**}, 1]$, the winners from bailouts are entrepreneurs and the losers are taxpayers. The question is whether the entrepreneurs could compensate the taxpayers in a way that makes everyone better off. For example, in $\lambda \in (\lambda^{**}, 1]$, if the government taxes the investment returns of entrepreneurs during the boom and gave the money to the workers, is this policy Pareto-improving? For workers, this transfer policy may improve their welfare, because the size of bubbles decreases and total bailout money becomes small. However, for entrepreneurs, welfare would decrease, because the initial wealth effects of consumption becomes small and the marginal rate of return from investment decreases.

²³Of course, an actual λ may change depending on the objectives of the government. For example, suppose

23 7 Discussion: Are Non-Stochastic Bubbles the Best?

1 In this final section, we ask the following question: If the government could make stochastic
2 bubbles non-stochastic bubbles with a bailout policy, would that be the best policy from
3 a welfare perspective?²⁴ Thus far, we have examined the effects of transfer policies from
4 workers to loss-suffering entrepreneurs. However, instead of the transfer policies, we could
5 consider a different bailout policy that uses government debt as a bailout tool. For example,
6 consider an entrepreneur who holds bubble assets when the bubble collapses at date t . The
7 government promises to hand out that entrepreneur government bonds. The bond prices
8 are pegged to bubble prices on survival at date t . This bailout means that the government
9 fully guarantees bubble investments against losses for all loss-suffering entrepreneurs. After
10 date $t + 1$, the government then simply rolls over the debt.²⁵ If entrepreneurs are aware of
11 this government's bailout plan, they expect bubble assets to deliver the same rate of return
12 regardless of the realization of π . Bubble assets are thus considered to be risk-free, and so L-
13 types no longer invest in their L-projects for risk-hedge. This policy restores entrepreneurs'
14 net worth to what it would have been in the absence of the bubbles' bursting. The law of
15 motion of the aggregate economy is thus the same as in the non-stochastic bubbly economy
16 throughout the lifetime of the economy, not just after the bubble bursts, but also before the
17 bursts. However, although this bailout policy has exactly the same effects as the government
18 policy that makes stochastic bubbles non-stochastic ones, is this the best policy from a
19 welfare perspective?

20 Moreover, the probability, π , might be affected by transfer policies from workers to loss-
21 suffering entrepreneurs. In this paper, we have assumed that π is exogenously given and

that workers were median voters. The objective of the government would be to maximize workers' welfare by setting $\lambda = \lambda^{**}$. Alternatively, if the government aimed to maximize entrepreneurs' welfare for political reasons, then they would rescue all loss-suffering entrepreneurs by setting $\lambda = 1$. In this case, overinvestment in bubbles would occur and a large bubble would arise. As a consequence, entrepreneurs gain, but taxpayers lose, leading to an increased inequality. Moreover, if the government's objective were to maximize ex-ante production efficiency, setting $\lambda = \lambda^*$ would be optimal; however it may not choose this λ^* since a conflict of interest exists.

²⁴We thank Nobuhiro Kiyotaki, Jean Tirole, and Harald Uhlig, because all of them point out this question.

²⁵Government debt can be a substitute for privately created bubble assets. See Caballero and Krishnamurthy (2006), Kocherlakota (2009) for details.

22 unaffected by policies in line with the traditional literature. However, if the government
1 fully guaranteed bubble investments against losses for all loss-suffering entrepreneurs, (i.e.,
2 setting $\lambda = 1$), all agents might change their expectations about bubble bursts and might
3 expect $\pi = 1$. Here, we have no intention to extend our argument to examine whether
4 such a change in expectations is reasonable or not, or examine endogenous formulation of
5 π . However, if agents were to change their expectations to $\pi = 1$, setting $\lambda = 1$ would make
6 stochastic bubbles non-stochastic ones. If so, once again, is this the best policy?

To answer these questions, we thus examine whether stochastic bubbles (riskier bubbles) can be better than non-stochastic bubbles from the welfare perspective of workers. To examine this, we set $\lambda = 0$ in (27). Then, from (27), we have

$$(29) \quad \frac{dV_0^{BB}}{d\pi} \Big|_{\pi=1} = -\frac{\beta^2\sigma}{1-\beta\sigma} \frac{1}{p\beta+(1-\beta)\theta} \frac{(1-p)(1-\theta)}{1-\beta+p\beta} \\ + \frac{1}{(1-\beta)^2} \frac{\beta^2\sigma}{1-\beta\sigma} \left\{ \log \left[\alpha^H \frac{p\beta+(1-\beta)\theta}{1-\beta+p\beta} \sigma \right] - \log \left[\left(1 + \frac{\alpha^H - \alpha^L}{\alpha^L - \theta\alpha^H p} \right) \beta\alpha^L \sigma \right] \right\},$$

(29) says that a rise in π produces two competing effects on workers' welfare. If the bursting probability of bubbles falls, workers can earn higher wage incomes and consume more for longer periods, improving their levels of welfare. The second line of (29) captures this effect. The term in the brackets in the second line reflects the difference in wage income between the bubble economy and the bubbleless economy. On the other hand, with the increase in π , L-types are willing to buy more bubble assets, because bubble assets become safer. As a result, larger bubbles are created (ϕ increases with π), which strengthens the crowding out effect of bubbles. This, in turn, reduces production, wage income, and consumption, lowering workers' welfare. The first line of (29) captures this effect. Under certain parameter values (see the Appendix K), the expansionary effects of bubbles are relatively small, namely the wage-income difference becomes sufficiently small. As a result, the crowding-out effect dominates the first effect. Thus, the sign of (29) becomes negative. This means that the

following welfare ranking holds for workers:

$$V_0^{BB}(\pi = 1) < V_0^{BB}(\pi < 1 \text{ and } \lambda = 0).$$

7 i.e., stochastic bubbles can be better than non-stochastic bubbles.²⁶ This finding suggests
 1 that increasing the fragility of bubbles might actually enhance workers' welfare. The follow-
 2 ing Proposition summarizes this.

3 **Proposition 4** *From a welfare perspective of workers, stochastic bubbles can be better than*
 4 *non-stochastic bubbles, i.e., $\pi = 1$ is not necessarily the best.*

5 Moreover, we obtain the following Proposition.

6 **Proposition 5** *If $V_0^{BB}(\pi = 1) < V_0^{BB}(\pi < 1 \text{ and } \lambda = 0)$ and $\phi(\pi < 1 \text{ and } \lambda = 0) < \phi^*$ and*
 7 *(A1) are satisfied, then we have the following welfare ranking: $V_0^{BB}(\pi = 1) < V_0^{BB}(\pi < 1$*
 8 *and $\lambda = 0) < V_0^{BB}(\pi < 1 \text{ and } \lambda > 0)$.*

9 We can prove numerically that there exists a set of parameters where Proposition 5
 10 holds.²⁷ This Proposition 4 states that welfare under stochastic bubbles without bailouts
 11 is better than welfare under non-stochastic bubbles. Moreover, Proposition 5 states that
 12 welfare under stochastic bubbles with bailouts is better than welfare under stochastic bubbles
 13 without bailouts. This result is different from implications of Diamond and Dybvig (1983). In
 14 the Diamond and Dybvig model, bailout policy that uses deposit insurance can prevent bank
 15 runs. Thus, in equilibrium, bailout is never used, and this is the best policy. By contrast, in
 16 our model, the case where bubbles are expected to collapse with positive probabilities and
 17 workers are taxed for bailout can be desirable even for workers, rather than the case in which
 18 bubbles do not burst and workers are never taxed.

²⁶This also means that in the case of a riskless bubble that is, $\pi = 1$, $\phi > \phi^*$ holds, even if the bubble is expansionary in output. Hence, capital stock (i.e., output) is not maximized at any date t , not just in the steady state with bubbles, but also on the transitional path to the steady state with bubbles.

²⁷For example, $\alpha^H = 1.11$, $\alpha^L = 1$, $\beta = 0.96$, $\sigma = 0.36$, $\theta = 0.1$, $p = 0.35$, $\pi = 0.99973$, $\lambda = 0.00001$.

19 8 Conclusion

1 In this paper, we analyzed how anticipated bailouts affect the existence of stochastic bubbles,
2 production efficiency, and boom-bust. Moreover, we examined the welfare consequences of
3 such anticipated bailouts, and considered optimal bailout policies for taxpayers and for res-
4 cued entrepreneurs. Based on the presented analysis, we can draw the following conclusions.

5 Firstly, bailouts affect the existence conditions of stochastic bubbles. Even riskier bubbles
6 can occur because of the existence of government guarantees.

7 Secondly, the relationship between bubble size and production level of the economy is
8 non-monotonic, i.e., as long as bubble size is relatively small, bubbles increase production
9 level, but once the size becomes too large, then bubbles reduce it. Given this non-monotonic
10 relationship, we show that bailouts initially improve ex-ante efficiency in production by
11 crowding in productive investments, while crowding out unproductive ones, but too generous
12 bailouts lead to overinvestment in bubbles, which leads to strong crowding-out effects even
13 on productive investments, thereby decreasing the production efficiency. In other words,
14 bailouts have non-monotonic effects on ex-ante production efficiency. This suggests that
15 there is a certain bailout level at which ex-ante production efficiency is maximized. Under
16 the bailout policy, although the production efficiency is maximized, it may increase boom-
17 bust and require large amount of public funds following the collapse of bubbles. This finding
18 suggests a trade-off between economic stability and efficient resource allocation, which leads
19 onto our third contribution.

20 Thirdly, we found that no-bailouts and full-bailouts are not optimal for taxpayers, i.e.,
21 partial bailouts are optimal for them. Moreover, in the case of riskier bubbles, to maxi-
22 mize taxpayers' welfare, the government must sacrifice some production efficiency to reduce
23 the size of bubbles and soften boom-bust. In contrast, welfare for rescued entrepreneurs
24 monotonically increases with the provision of bailouts. Our finding from the welfare analysis
25 suggests that bailouts can be Pareto-improving from a welfare perspective.

26 Lastly, stochastic bubbles can be better than non-stochastic bubbles from the welfare
27 perspective of taxpayers. This finding suggests that increasing the fragility of bubbles might

28 actually enhance taxpayers' welfare.

1 In this paper, we focused on optimal ex-post bailouts by taking ex-ante effects into
2 consideration. Future work could extend the presented analysis to additionally consider ex-
3 ante regulations such as leverage regulations or tax/subsidy policy on risky assets. It would
4 also be interesting to examine the desirable policy mix from a welfare perspective.

5 **References**

- 6 [1] Aoki, Kosuke, and Kalin Nikolov. 2011. "Bubbles, Banks and Financial Stability," Uni-
7 versity of Tokyo.
- 8 [2] Aoki, Kosuke, Tomoyuki Nakajima, and Kalin Nikolov. 2014. "Safe Asset Shortage and
9 Asset Price Bubbles," *Journal of Mathematical Economics*, 53(C): 164–174.
- 10 [3] Bernanke, Ben, and Mark Gertler. 1989. "Agency Costs, Net Worth, and Business
11 Fluctuations," *American Economic Review*, 79(1): 14–31.
- 12 [4] Bernanke, Ben, Mark Gerlter, and Simon Gilchrist. 1999. "The Financial Accelerator
13 in a Quantitative Business Cycle Framework," in J. Taylor and M. Woodford eds, *the*
14 *Handbook of Macroeconomics*, 1341-1393. Amsterdam: North-Holland.
- 15 [5] Brunnermeier, Markus, and Yuliy Sannikov. 2011. "The I Theory of Money," mimeo,
16 Princeton University.
- 17 [6] Caballero, Ricardo, and Arvind Krishnamurthy. 2006. "Bubbles and Capital Flow
18 Volatility: Causes and Risk Management," *Journal of Monetary Economics*, 53(1):
19 35-53.
- 20 [7] Diamond, Douglas, and Philip Dybvig. 1983. "Bank Runs, Deposit Insurance, and Liq-
21 uidity," *Journal of Political Economy*, 91(3), 401-19.
- 22 [8] Diamond, Douglas, and Raghuram Rajan. 2012. "Illiquid Banks, Financial Stability,
23 and Interest Rate Policy," *Journal of Political Economy*, 120(3), 552-91.

- 24 [9] Diba, Behzad and Herschel Grossman. 1988. "The Theory of Rational Bubbles in Stock
1 Prices" *The Economic Journal*, Vol. 98, No. 392 pp. 746-754
- 2 [10] Farhi, Emmanuel, and Jean Tirole. 2009. "Leverage and the Central Banker's Put,"
3 *American Economic Review Papers and Proceedings*, 99(2): 589-593.
- 4 [11] Farhi, Emmanuel, and Jean Tirole. 2012a. "Collective Moral Hazard, Maturity Mis-
5 match and Systemic Bailouts," *American Economic Review*, 102(1): 60-93
- 6 [12] Farhi, Emmanuel, and Jean Tirole. 2012b. "Bubbly Liquidity," *Review of Economic*
7 *Studies*, 79(2): 678-706.
- 8 [13] Gali, Jordi. 2014. "Monetary Policy and Rational Asset Price Bubbles," *American Eco-*
9 *nomics Review*, 104(3): 721-752.
- 10 [14] Gertler, Mark, and Peter Karadi. 2011. "A Model of Unconventional Monetary Policy,"
11 *Journal of Monetary Economics*, 58(1): 17-34.
- 12 [15] Gerlter, Mark, and Nobuhiro Kiyotaki. 2010. "Financial Intermediation and Credit
13 Policy in Business Cycle Analysis," In Friedman, B., and Woodford, M. eds, *Handbook*
14 *of Monetary Economics*, 547-599. Elsevier, Amsterdam, Netherlands.
- 15 [16] Gertler, Mark, Nobuhiro Kiyotaki, and Albert Queralto. 2012. "Financial Crises, Bank
16 Risk Exposure and Government Financial Policy," *Journal of Monetary Economics*, 59:
17 17-34.
- 18 [17] Hellwig, Christian, and Guido Lorenzoni. 2009. "Bubbles and Self-Enforcing Debt,"
19 *Econometrica*, 77(4): 1137-1164.
- 20 [18] Hirano, Tomohiro, and Noriyuki Yanagawa. 2010. "Asset Bubbles, Endogenous Growth,
21 and Financial Frictions," Working Paper, CARF-F-223, University of Tokyo.
- 22 [19] Hirano, Tomohiro, and Noriyuki Yanagawa. 2012(January). "Asset Bubbles and
23 Bailout," CIRJE-F-838, CIRJE, University of Tokyo.

- 24 [20] Hirano, Tomohiro, Masaru Inaba, and Noriyuki Yanagawa 2013(April). "Asset Bubbles
1 and Bailouts," CARF-F-268, University of Tokyo.
- 2 [21] Holmstrom, Bengt, and Jean Tirole. 1998. "Private and Public Supply of Liquidity,"
3 *Journal of Political Economy*, 106(1): 1-40.
- 4 [22] Kiyotaki, Nobuhiro, 1998. "Credit and Business Cycles," *The Japanese Economic Re-*
5 *view*, 49(1): 18-35.
- 6 [23] Kiyotaki, Nobuhiro, and John Moore. 1997. "Credit Cycles," *Journal of Political Econ-*
7 *omy*, 105(2): 211-248.
- 8 [24] Kiyotaki, Nobuhiro, and John Moore. 2008. "Liquidity, Business Cycles and Monetary
9 Policy," Princeton University.
- 10 [25] Kocherlakota, R. Narayana. 1992. "Bubbles and Constraints on Debt Accumulation,"
11 *Journal of Economic Theory*, 57(1): 245-256.
- 12 [26] Kocherlakota, R. Narayana. 2009. "Bursting Bubbles: Consequences and Cures," Uni-
13 versity of Minnesota.
- 14 [27] Martin, Alberto, and Jaume Ventura. 2012. "Economic Growth with Bubbles," *Ameri-*
15 *can Economic Review*, 102(6): 3033-3058.
- 16 [28] Martin, Albert and Jaume Ventura. 2014. "The International Transmission of Credit
17 Bubbles: Theory and Policy," presented at the 2014 JME-SNB-SCG Conference
- 18 [29] Matsuyama, Kiminori. 2007. "Credit Traps and Credit Cycles," *American Economic*
19 *Review*, 97(1): 503-516.
- 20 [30] Miao, Jianjun, and Pengfei Wang. 2011. "Bubbles and Credit Constraints," mimeo,
21 Boston University.
- 22 [31] Miao, Jianjun, Pengfei Wang, and Jing Zhou. 2014. "Housing Bubbles and Policy Analy-
23 sis," mimeo, Boston University.

- 24 [32] Roch, Francisco, and Harald Uhlig. 2012. “The Dynamics of Sovereign Debt Crises and
1 Bailouts,” Chicago University.
- 2 [33] Stiglitz, Joseph. 2012. *The Price of Inequality: How Today’s Divided Society Endangers*
3 *Our Future*. W. W. Norton & Company.
- 4 [34] Tirole, Jean. 1985. “Asset Bubbles and Overlapping Generations,” *Econometrica*, 53(6):
5 1499-1528.
- 6 [35] Uhlig, Harald (2010), “A Model of a Systemic Bank Run,” *Journal of Monetary Eco-*
7 *nomics*, 57(1): 78-96.
- 8 [36] Weil, Philippe. 1987. “Confidence and the Real Value of Money,” *Quarterly Journal of*
9 *Economics*, 102(1): 1-22.
- 10 [37] Woodford, Michael. 1990. “Public Debt as Private Liquidity,” *American Economic Re-*
11 *view*, 80(2): 382-388.

Table 1: Parameters

Parameters		benchmark	case 1	case 2	case 3
α^H	productivity of high project	1.15	1.15	1.15	1.15
α^L	productivity of low project	1	1	1	1
β	discount factor	0.96	0.96	0.96	0.96
σ	capital share	0.36	0.36	0.36	0.36
θ	collateral ratio	0.1	0.1	0.1	0.1
π	survival rate of bubbles	0.99	0.992	0.994	0.996
p	probability for high project	0.35	0.35	0.35	0.35

12 Supplemental Material (Appendices)

1 A Workers' Maximization Problem

2 The flow of funds constraint, the borrowing constraint, and short sale constraint for workers
3 are given by

$$(1) \quad c_t^u + P_t(x_t^u - x_{t-1}^u) = w_t - r_{t-1}b_{t-1}^u + b_t^u - T_t^u,$$

4

$$(2) \quad b_t^u \leq 0$$

5

$$(3) \quad x_t^u \geq 0,$$

6 where u represents workers. Each worker chooses consumption, borrowing, and the amount
7 of bubble assets, $\{c_t^u, b_t^u, x_t^u\}_{t=0}^{\infty}$, to maximize his/her expected discounted utility (1) under
8 the constraints (1)-(3), taking the bursting probability into consideration.

9 Next, we examine the optimal behavior of workers. Since the equilibrium interest rate
10 becomes relatively low because of the borrowing constraint, saving through lending or buying
11 bubbles is not an attractive behavior for workers. Thus, we can prove that they consume
12 all their wage income in each period if there is no bailout policy. On the other hand,
13 workers might save to smooth their consumption if the government uses a bailout policy.
14 This is because, if bubbles collapse, workers have to pay tax to rescue entrepreneurs, which
15 lowers their consumption, while if bubbles do not collapse, they do not have to pay this
16 tax. So, consumption will be more volatile compared to the case without a bailout policy.
17 Thus, workers may save if there is a bailout policy. In this paper, however, we focus on
18 an equilibrium in which workers do not save, that is, $b_t^u = x_t^u = 0$. We verify this in the
19 Technical Appendix N that under certain parameter values, workers indeed do not save even

20 if there is a bailout policy.

1 **B Tax on entrepreneurs**

2 In the main text, we considered the case that the total bailout is financed by taxing workers.

3 In this Appendix, we consider a case that in order to finance bailout, the government taxes
4 not only workers, but also entrepreneurs who do not suffer losses from bubble investments.

5 In this case, when bubbles collapse at date t , total bailout transfer, $\lambda P_t X$, is financed
6 through aggregate tax revenues from workers, T_t^u , and aggregate tax revenues from entre-
7 preneurs who do not suffer losses, T_t^e :

$$\lambda P_t X = T_t^u + T_t^e,$$

with

$$T_t^e = \tau (q_t \alpha^H Z_{t-1}^H - r_{t-1} B_{t-1}^H)$$

$$= \begin{cases} \tau \frac{\alpha^H (1 - \theta) p}{(\alpha^L - \theta \alpha^H) [1 - \phi(\lambda)] + (\alpha^H - \alpha^L) p} \sigma K_t^\sigma & \text{if } 0 \leq \lambda \leq \lambda^*, \\ \tau (1 - \theta) \sigma K_t^\sigma & \text{if } \lambda^* \leq \lambda \leq 1, \end{cases}$$

8 where τ is a tax rate imposed on the date t net worth of the non-loss-making entrepreneurs,
9 (i.e., H-types in period $t - 1$). For technical reasons, i.e., in order to derive entrepreneur's
10 consumption function explicitly, we consider the case that the government taxes entrepre-
11 neur's net worth. T_t^e increases with λ in $0 \leq \lambda \leq \lambda^*$. This means that as λ rises, aggregate
12 H-investments expand during bubbly periods, which increases tax revenues from the non-
13 loss-making entrepreneurs when bubbles collapse. This increase in tax revenues reduces tax
14 burden for workers. When we solve for tax burden per unit of workers, T_t^u (recall that there

15 are workers with unit measure), we learn

$$(4) \quad T_t^u = \lambda P_t X - T_t^e = F(\lambda) \sigma K_t^\sigma,$$

1 with

$$(5) \quad F(\lambda) = \begin{cases} \lambda \frac{\beta \phi(\lambda)}{1 - \beta \phi(\lambda)} - \tau \frac{\alpha^H (1 - \theta) p}{(\alpha^L - \theta \alpha^H) [1 - \phi(\lambda)] + (\alpha^H - \alpha^L) p} & \text{if } 0 \leq \lambda \leq \lambda^*, \\ \lambda \frac{\beta \phi(\lambda)}{1 - \beta \phi(\lambda)} - \tau (1 - \theta) & \text{if } \lambda^* \leq \lambda \leq 1. \end{cases}$$

2 It follows that T_t^u is a decreasing function of τ .

By using (4) and (5), $W(\lambda)$ is replaced with

$$(6) \quad M(\lambda) = \log [1 - \sigma - \sigma F(\lambda)] + \frac{\beta \sigma}{1 - \beta \sigma} \log [1 + F(\lambda)] \\ + \frac{\beta \sigma}{1 - \beta \sigma} \frac{1}{1 - \beta} \log \left[\left(1 + \frac{\alpha^H - \alpha^L}{\alpha^L - \theta \alpha^H} p \right) \beta \alpha^L \sigma \right] + \frac{\beta}{1 - \beta} \log(1 - \sigma).$$

3 From (27) together with (6), we see how an increase in τ affects workers' welfare. We learn
4 that (27) is an increasing function of τ , i.e., workers' welfare increases with τ . Intuition is very
5 simple. If the government imposes higher tax rate on the non-loss-making entrepreneurs, tax
6 burden per unit of workers decreases, which increases workers' consumption when bubbles
7 collapse, thereby improving their welfare. We also learn from (27) how an increase in bailout
8 guarantees affects workers' welfare in this case. We find that even in this case, if (A1) holds,
9 then partial bailouts are optimal for workers. Moreover, when we compute (27) with (6)
10 under the benchmark parameter case, then we find that λ^{**} increases with τ and approaches
11 λ^* . This means that optimal bailouts for workers approach the bailout level that maximizes
12 ex-ante output efficiency. When the government taxes the non-loss-making entrepreneurs,
13 tax revenues from those entrepreneurs increase together with an increase in λ , since T_t^e is
14 an increasing function of λ . This increase in tax revenues lowers tax burden for workers.
15 As a result, the welfare-enhancing effect captured by the first term of (28) dominates the

16 welfare-reducing effect captured by the second term of (28) even in greater values of $\lambda < \lambda^*$.

1 We can also compute welfare for entrepreneurs in this case. When computing it, we
2 need to take into account the fact that entrepreneurs are taxed when bubbles collapse if
3 they are H-types in one period before bubbles' collapsing (see the Technical Appendix R
4 for derivation of the value function in this case). We find that welfare for entrepreneurs
5 monotonically increases with λ even in this case.

6 C How to Finance Bailouts

7 In the main text, we considered the case that the total bailout transfer is financed by taxing
8 workers. Here we should mention the reason we focus on this policy. In our model, as long
9 as the government transfers resources among entrepreneurs, for example, from entrepreneurs
10 who do not suffer losses to those who do, neither the aggregate wealth of entrepreneurs
11 nor the aggregate net worth of H-types increases.²⁸ This means that transferring resources
12 among entrepreneurs does not mitigate economic contractions when bubbles burst. In our
13 model, entrepreneurs' aggregate wealth and H-types' aggregate net worth increase only if
14 the government transfers resources from workers to entrepreneurs, thereby mitigating such
15 contractions.

16 To see this point clearly, we consider a case that in order to finance the total bailout
17 fund, the government taxes not only workers, but also entrepreneurs who do not suffer losses
18 from bubble investments.²⁹ In this case, when the bubble collapses at date t , the bailout
19 fund, $\lambda P_t X$, is financed through the aggregate tax revenues received both from workers, T_t^u ,

²⁸This depends on the assumption that the arrival rate of H-projects is the same for every entrepreneur in every period. In effect, the identity of H-types and L-types is completely reshuffled in every period. As we have seen, this assumption greatly simplifies aggregation. At the aggregate level, then, distribution between H-types and L-types does not matter.

²⁹Here we explain reasons why we don't consider a case where the government taxes entrepreneurs who suffer losses from bubble investments. One reason is that if the government taxes them, this means that the government not only bails them out, but also taxes them at the same time. In reality, when the government bails out economic agents, it will not tax them at the same time. The second reason is that by taxing loss-suffering entrepreneurs, the government may be able to discourage entrepreneurs' risk-taking. However, one of the points we want to emphasize in this paper is that rather than discouraging their risk-taking, encouraging it can make everyone better off.

20 and from entrepreneurs who do not suffer losses, T_t^e :

$$(7) \quad \lambda P_t X = T_t^u + T_t^e,$$

with

$$T_t^e = \tau (q_t \alpha^H Z_{t-1}^H - r_{t-1} B_{t-1}^H)$$

1 where τ is the tax rate imposed at date t on the date t net worth of the non-loss-making
 2 entrepreneurs, (i.e., H-types in period $t - 1$).³⁰

The date t aggregate wealth of entrepreneurs after the transfer policy can be written as

$$A_t = (1 - \tau)(q_t \alpha^H Z_{t-1}^H - r_{t-1} B_{t-1}^H) + q_t \alpha^L Z_{t-1}^L - r_{t-1} B_{t-1}^L + \lambda P_t X.$$

The aggregate wealth of entrepreneurs at date t is composed of two parts. The first term is the date t aggregate net worth after tax of entrepreneurs who were H-types in period $t - 1$. The second term is the date t aggregate net worth including the bailout transfer of entrepreneurs who were L-types in period $t - 1$. By using (7), the above A_t can be rearranged as

$$A_t = q_t K_t + T_t^u.$$

3 It follows that T_t^u , namely, the transfer from workers to entrepreneurs, matters for the
 4 aggregate wealth of entrepreneurs at date t as well as the aggregate net worth of H-types
 5 in period t . This finding lends support to why we consider transfer policies from workers to
 6 entrepreneurs. In this case, welfare implications remains unaffected. In the Appendix B, we
 7 explain this point more in depth.

³⁰For technical reasons, i.e., in order to derive entrepreneur's consumption function explicitly, we consider the case that the government taxes entrepreneur's net worth.

D Proof of the Existence of a Unique Saddle Path

Given an initial capital stock, K_0 , let P'_0 be an initial bubble prices that satisfy $\frac{P'_0 X}{\beta(\sigma K_0^\sigma + P'_0 X)} = \phi_0 = \phi$.

(i) If $P_0 < P'_0$, $\phi_0 < \phi$, In this case, as long as bubbles persist, ϕ_t after date 1 becomes smaller over time and the economy asymptotically converges toward the bubbleless economy.

(ii) If $P_0 > P'_0$, $\phi_0 > \phi$, In this case, ϕ_t after date 1 increases over time and the resulting path is unsustainable, because there is a positive probability that ϕ_t gets greater than one if bubbles persist long enough.

(iii) If $P_0 = P'_0$, $\phi_0 = \phi$. This case corresponds to the saddle path. In this case, as long as bubbles persist, ϕ_t after date 1 becomes constant over time. Together with this constant ϕ_t , the economy runs according to (26). When we solve for the steady-state capital stock from (26), we learn that there are two steady-state values. One is $K = 0$. The other is $K(\lambda) > 0$. Moreover, we learn $\frac{dK_{t+1}}{dK_t} > 0$, $\frac{d^2 K_{t+1}}{dK_t^2} < 0$, $\frac{dK_{t+1}}{dK_t}(K_t = 0) = \infty$, $\frac{dK_{t+1}}{dK_t}(K_t = K(\lambda) > 0) = \sigma < 1$. From these, we learn that if $P_0 = P'_0$, the stochastic steady state $K(\lambda) > 0$ is globally saddle. Thus, if $P_0 = P'_0$, for any positive initial capital stock level, $K_0 > 0$, the economy runs according to (26) and converges to the stochastic steady-state $K(\lambda) > 0$ until bubbles collapse. As long as the capital stock level converges to $K(\lambda)$, other variables, A_t, q_t, r_t , and w_t must converge to constant levels. Moreover, P_t converges to a positive value since A_t converges to a positive value and ϕ is constant over time.

From (i), (ii), and (iii), we see that as in Farhi and Tirole (2012b), there exists a continuum of bubbly equilibria which can be supported as a rational expectations equilibrium and only one of them is the saddle path.

22 E Proof of Proposition 1

Differentiating (25) in $0 \leq \lambda \leq \lambda^*$ yields

$$\begin{aligned} \frac{d\phi(\lambda)}{d\lambda} &= \frac{(1-p)(1-\pi)}{\left[\left(1 + \frac{\alpha^H - \alpha^L}{\alpha^L - \theta\alpha^H} p\right) \beta - 1 - \beta(1-p)[1 - \delta(\lambda)] \right]^2} \\ &\quad \times \left[\left(1 + \frac{\alpha^H - \alpha^L}{\alpha^L - \theta\alpha^H} p\right) \beta - 1 \right] \left[\left(1 + \frac{\alpha^H - \alpha^L}{\alpha^L - \theta\alpha^H} p\right) \beta - \beta(1-p) \right] > 0, \end{aligned}$$

because in the bubble regions, since $\phi(\lambda) > 0$, the following inequality is satisfied:

$$\left(1 + \frac{\alpha^H - \alpha^L}{\alpha^L - \theta\alpha^H} p\right) \beta > \frac{1}{\delta(\lambda)} > 1 > \beta(1-p) > 0.$$

In $\lambda^* < \lambda \leq 1$, differentiating (25) yields

$$\frac{d\phi(\lambda)}{d\lambda} = \frac{\beta(1-p)(1-\pi)}{\beta(1-\theta)} > 0.$$

1 F Proof of Proposition 2

2 From (24),

$$(8) \quad \phi_{t+1} = \begin{cases} f(\phi_t) & \text{if } \phi_t \leq \phi^*, \\ g(\phi_t) & \text{if } \phi_t > \phi^*, \end{cases}$$

3 where $f(\phi_t) \equiv \frac{\frac{(1-p-\phi_t)}{\delta(\lambda)(1-p)-\phi_t}}{\left(1 + \frac{\alpha^H - \alpha^L}{\alpha^L - \theta\alpha^H} p\right) \beta + \frac{[1-\delta(\lambda)](1-p)}{\delta(\lambda)(1-p)-\phi_t} \beta \phi_t} \phi_t$, $g(\phi_t) \equiv \frac{\theta}{\beta} \frac{1}{\delta(\lambda)(1-p)-(1-\theta)\phi_t} \phi_t$, and $\phi^* \equiv \frac{\alpha^L(1-p)-\theta\alpha^H}{\alpha^L - \theta\alpha^H}$.

4 Note that if and only if $\theta < \frac{\alpha^L}{\alpha^H}(1-p)$, $\phi^* > 0$. Moreover, $f(\phi^*) = g(\phi^*)$. We can easily

5 derive that $g' > 0$ and $g'' > 0$. Hence, if and only if $g'(0) < 1 \Leftrightarrow \theta < \delta(\lambda)\beta(1-p)$, $g(\phi) = \phi$

6 has a unique strictly positive solution, $\phi^g = \frac{\delta(\lambda)\beta(1-p)-\theta}{\beta(1-\theta)} > 0$. $f(\phi_t)$ function is rather com-

7 plicated, but, by solving $f(\phi) = \phi$ explicitly, we can find that this equation has only two

8 solutions, 0 and $\phi^f = \frac{\delta(\lambda) - \frac{1 - \delta(\lambda)\beta(1-p)}{\left[1 + \frac{\alpha^L - \theta\alpha^H}{\alpha^L - \theta\alpha^H}\right]^{\beta - \beta(1-p)}}}{1 - \frac{1 - \delta(\lambda)\beta(1-p)}{\left[1 + \frac{\alpha^L - \theta\alpha^H}{\alpha^L - \theta\alpha^H}\right]^{\beta - \beta(1-p)}}} (1-p)$. Furthermore $\phi^f > 0$ if and only if
 1 $f'(0) < 1 \Leftrightarrow \theta > \frac{(1-\delta\beta)\alpha^L - p\beta\delta(\alpha^H - \alpha^L)}{\alpha^H(1-\delta\beta)}$.

2 (i-1) Obviously, if $\phi^f \leq 0$ and $\phi^g \leq 0$, bubbles cannot exist.

3 (i-2) Next, we examine the case where $\phi^f \leq 0$ and $\phi^g > 0$. In this case ϕ^g is a candidate
 4 to realize $\phi_{t+1} = \phi_t \equiv \phi$. However, $\phi^f \leq 0$ means $f(\phi) > \phi$ for any positive ϕ and thus
 5 $f(\phi^*) = g(\phi^*) > \phi^*$. It follows that $\phi^g < \phi^*$ and $\phi^g \neq \phi$. In other words, bubbles cannot
 6 exist.

7 (i-3) When $\phi^f > 0$ and $\phi^g \leq 0$, ϕ^f is a candidate of ϕ . In order that both $\phi^g \leq 0$ and
 8 $\phi^* > 0$ are satisfied, $\delta\beta(1-p) < \theta < \frac{\alpha^L}{\alpha^H}(1-p)$ and $\delta\beta < \frac{\alpha^L}{\alpha^H}$ must be satisfied. However,
 9 when $\delta\beta < \frac{\alpha^L}{\alpha^H}$, $\theta < \frac{(1-\delta\beta)\alpha^L - p\beta\delta(\alpha^H - \alpha^L)}{\alpha^H(1-\delta\beta)}$ and ϕ^f cannot be strictly positive. Hence, there is a
 10 contradiction and bubbles cannot exist even in this case.

11 (i-4) Lastly, we examine the case where $\phi^f > 0$ and $\phi^g > 0$. This is the situation where
 12 $\frac{(1-\delta\beta)\alpha^L - p\beta\delta(\alpha^H - \alpha^L)}{\alpha^H(1-\delta\beta)} < \theta \leq \frac{\alpha^L}{\alpha^H}(1-p) < \delta(\lambda)\beta(1-p)$ or $\frac{(1-\delta\beta)\alpha^L - p\beta\delta(\alpha^H - \alpha^L)}{\alpha^H(1-\delta\beta)} < \frac{\alpha^L}{\alpha^H}(1-p) <$
 13 $\theta < \delta(\lambda)\beta(1-p)$. $\phi^* > 0$ is satisfied from $\theta < \frac{\alpha^L}{\alpha^H}(1-p)$. By defining that $\hat{\lambda}$ is the value
 14 of λ that satisfies $\phi^g(\hat{\lambda}) = \phi^*$, we can obtain that $\phi^* = g(\phi^*) = f(\phi^*) = \phi^f(\hat{\lambda})$. Since
 15 ϕ^f and ϕ^g are increasing functions of λ , $\phi^f(\lambda) < \phi^*$ and $\phi^g(\lambda) < \phi^*$ under $\lambda < \hat{\lambda}$. This
 16 means $\phi^f(\lambda) = \phi(\lambda)$ under $\lambda < \hat{\lambda}$. Similarly, $\phi^f(\lambda) > \phi^*$ and $\phi^g(\lambda) > \phi^*$ under $\lambda > \hat{\lambda}$,
 17 and we obtain that $\phi^g(\lambda) = \phi(\lambda)$ under $\lambda > \hat{\lambda}$. If $\hat{\lambda} < 0$, $\phi^f(\lambda) > \phi^*$ and $\phi^g(\lambda) > \phi^*$ for
 18 any λ and $\phi^g(\lambda) = \phi(\lambda)$. From these results, we can obtain (25). Moreover, if and only if
 19 $\frac{(1-\delta\beta)\alpha^L - p\beta\delta(\alpha^H - \alpha^L)}{\alpha^H(1-\delta\beta)} < \theta < \delta(\lambda)\beta(1-p)$, $\phi(\lambda) > 0$ and stochastic bubbles can exist. The
 20 condition $\theta < \delta(\lambda)\beta(1-p) \equiv \theta_1$ is directly derived from the second inequality, and the
 21 condition $\pi > \frac{\alpha^L - \theta\alpha^H}{\beta(\alpha^L - \theta\alpha^H) + p\beta(\alpha^H - \alpha^L)} \frac{1}{1-\lambda} - \frac{\lambda}{1-\lambda} \equiv \pi_1$ can be derived from the first inequality.

22 G Proof of Lemma 1

In $0 \leq \lambda < \lambda^*$, differentiating $H(\lambda)$ with respect to λ yields

$$\frac{dH(\lambda)}{d\lambda} = \frac{\left(1 + \frac{\alpha^H - \alpha^L}{\alpha^L - \theta\alpha^H p}\right) \beta\alpha^L - \beta\alpha^L(1-p)}{[1 - \delta(\lambda)\beta(1-p)]^2} \sigma\beta(1-p)(1-\pi) > 0,$$

because in the bubble regions, since $\phi(\lambda) > 0$, the following inequality is satisfied:

$$\left(1 + \frac{\alpha^H - \alpha^L}{\alpha^L - \theta\alpha^H p}\right) \beta > \frac{1}{\delta(\lambda)} > 1 > \beta(1-p) > 0.$$

In $\lambda^* < \lambda \leq 1$, differentiating $H(\lambda)$ with respect to λ yields

$$\frac{dH(\lambda)}{d\lambda} = -\frac{\alpha^H\beta(1-p)(1-\pi)\sigma}{[1 - \delta(\lambda)\beta(1-p)]^2} (1-\beta)(1-\theta) < 0.$$

1 H Value Function for Taxpayers

2 Let us first examine whether bailouts are good for taxpayers after bubbles burst. Suppose
3 that at date t , the bubble collapses (i.e., after date t , the economy is bubbleless). Whether
4 the government decides to bail out entrepreneurs at date t depends on costs and benefits.
5 For instance, when bubbles collapse, workers have to pay the tax to rescue entrepreneurs,
6 which lowers their consumption and welfare. However, bailouts improve the net worth of the
7 rescued entrepreneurs, and their investments expand at date t compared to the no-bailout
8 case. This thereby increases wage income and workers' consumption after date $t + 1$ by
9 expanding output, improving workers' welfare. Which of these effects dominates determines
10 workers' welfare.

Let $V_t^{BL}(K_t)$ be the value function of taxpayers at date t when bubbles collapse. Given the optimal decision rules, the Bellman equation can be written as

$$V_t^{BL}(K_t) = \log c_t + \beta V_{t+1}^{BL}(K_{t+1}),$$

with

$$c_t = w_t - T_t^u,$$

$$c_t = w_t \text{ after date } t + 1.$$

11 $T_t^u = \lambda P_t X$ is bailout per unit of workers. Solving the value function yields (see the Technical
 1 Appendix P for derivation.)

$$(9) \quad V_t^{BL}(K_t) = M(\lambda) + \frac{\sigma}{1 - \beta\sigma} \log K_t,$$

with

$$\begin{aligned} M(\lambda) = \log & \left[1 - \sigma - \lambda \frac{\beta\phi(\lambda)}{1 - \beta\phi(\lambda)} \sigma \right] + \frac{\beta\sigma}{1 - \beta\sigma} \log \left[1 + \lambda \frac{\beta\phi(\lambda)}{1 - \beta\phi(\lambda)} \right] \\ & + \frac{\beta\sigma}{1 - \beta\sigma} \frac{1}{1 - \beta} \log \left[\left(1 + \frac{\alpha^H - \alpha^L}{\alpha^L - \theta\alpha^H p} \right) \beta\alpha^L \sigma \right] + \frac{\beta}{1 - \beta} \log(1 - \sigma). \end{aligned}$$

2 To understand how bailout expansions affect taxpayers' welfare after the collapse of
 3 bubbles, we need to take $\phi(\lambda)$ as given. This is because, we're considering the bailout policy
 4 that changes a proportion of entrepreneurs rescued by the government, given the purchase
 5 prices of bubble assets (i.e., given $\phi(\lambda)$). Then, given $\phi(\lambda)$, the first term in $M(\lambda)$ captures
 6 the costs of the bailouts after the collapse of bubbles, while the second term captures the
 7 benefits.³¹ Then, we obtain the following Proposition.

8 **Proposition 6** *Suppose that a bubble collapses at date t . Given $\phi(\lambda)$, we have $\frac{\partial V_t^{BL}}{\partial \lambda} =$
 9 $\frac{\partial M(\lambda)}{\partial \lambda} < 0$, i.e., after bubbles' collapsing, bailout expansions reduce taxpayers' welfare monoton-
 10 ically. Thus, from an ex-post perspective, no-bailouts are optimal for taxpayers.*

³¹ $\left(1 + \frac{\alpha^H - \alpha^L}{\alpha^L - \theta\alpha^H p} \right) \beta\alpha^L \sigma$ in $W(\lambda)$ is replaced with $\alpha^H \beta\sigma$ if $\alpha^H \geq \alpha^L(1 - p)/\theta$. In our numerical examples, since we consider the case where $\lambda^* = \hat{\lambda}$ holds, $\alpha^H < \alpha^L(1 - p)/\theta$ is satisfied.

11 **Proof.** Given $\phi(\lambda)$, by differentiating equation (9) with respect to λ , we obtain

$$\frac{dV_t^{BL}}{d\lambda} = \frac{-\sigma}{1 - \sigma - \lambda \frac{\beta\phi(\lambda)}{1 - \beta\phi(\lambda)} \sigma} \frac{\beta\phi(\lambda)}{1 - \beta\phi(\lambda)} + \frac{\beta\sigma}{1 - \beta\sigma} \frac{1}{1 + \lambda \frac{\beta\phi(\lambda)}{1 - \beta\phi(\lambda)}} \frac{\beta\phi(\lambda)}{1 - \beta\phi(\lambda)} < 0$$

1 The first line is the marginal cost of bailout expansions, while the second line is the marginal
 2 benefit. The above equation says that the marginal cost dominates the marginal benefit. ■

3 When we compute the value function in the initial period, the size of bubbles is affected
 4 by expectations about government bailouts. So, we need to take into account the fact that
 5 $\phi(\lambda)$ is an increasing function of λ . The following Lemma summarizes the property of $M(\lambda)$
 6 when we consider it.

7 **Lemma 3** *If we take into account the fact that $\phi(\lambda)$ is an increasing function of λ , we have*

8 $\frac{dV_t^{BL}}{d\lambda} = \frac{dM(\lambda)}{d\lambda} < 0.$

Proof. By differentiating equation (9) with respect to λ , we obtain

$$(10) \quad \frac{dV_t^{BL}}{d\lambda} = \frac{-\sigma}{1 - \sigma - \lambda \frac{\beta\phi(\lambda)}{1 - \beta\phi(\lambda)} \sigma} \left\{ \frac{\beta\phi(\lambda)}{1 - \beta\phi(\lambda)} + \frac{\lambda\beta}{[1 - \beta\phi(\lambda)]^2} \frac{d\phi(\lambda)}{d\lambda} \right\} + \frac{\beta\sigma}{1 - \beta\sigma} \frac{1}{1 + \lambda \frac{\beta\phi(\lambda)}{1 - \beta\phi(\lambda)}} \left\{ \frac{\beta\phi(\lambda)}{1 - \beta\phi(\lambda)} + \frac{\lambda\beta}{[1 - \beta\phi(\lambda)]^2} \frac{d\phi(\lambda)}{d\lambda} \right\} < 0$$

9 ■

We are now ready to compute the value function of taxpayers in the initial period (period 0). Let $V_t^{BB}(K_t)$ be the value function of taxpayers at date t in the bubble economy. Given the optimal decision rules, the Bellman equation can be written as

$$V_t^{BB}(K_t) = \log c_t + \beta [\pi V_{t+1}^{BB}(K_{t+1}) + (1 - \pi) V_{t+1}^{BL}(K_{t+1})].$$

10 Solving the value function yields (27) (see the Technical Appendix P for derivation.).

11 I Proof of Lemma 3

In order to check the sign of (28), let us first consider the region of $\lambda \in (\lambda^*, 1]$. In this region, we know from Lemma 1 that $H(\lambda)$ decreases with λ . That is,

$$\frac{d \log H(\lambda)}{d\lambda} < 0.$$

1 We also know from the Lemma 3 in the Appendix H that

$$\frac{dM(\lambda)}{d\lambda} < 0.$$

Taken together, we have

$$\frac{dV_0^{BB}}{d\lambda} < 0 \text{ in } \lambda \in (\lambda^*, 1].$$

2 J Value Function for Entrepreneurs

Let $W_t^{BB}(e_t, K_t)$ be the value function of the entrepreneur in the bubble economy who holds the net worth, e_t , at the beginning of period t . Since we have already derived decision rules, what we do here is that by using optimal decision rules, we compute expected indirect utility function of the entrepreneur evaluated at the time before the entrepreneur knows his/her type. When we compute the value function, we must take into account the survival probability of bubbles, the switching probability that the entrepreneur becomes H-type and L-type, and the bailout probability. Given the decision rules, the Bellman equation can be written as

$$\begin{aligned} W_t^{BB}(e_t, K_t) = & \log c_t + \beta\pi \left[pW_{t+1}^{BB}(R_t^H \beta e_t, K_{t+1}) + (1-p)W_{t+1}^{BB}(R_t^L \beta e_t, K_{t+1}) \right] \\ & + \beta(1-\pi) \left[\begin{aligned} & pW_{t+1}^{BL}(R_t^H \beta e_t, K_{t+1}) + (1-p)\lambda W_{t+1}^{BL}(R_t^L \beta e_t, K_{t+1}) \\ & + (1-p)(1-\lambda)W_{t+1}^{BL}(R_t^{LL} \beta e_t, K_{t+1}) \end{aligned} \right], \end{aligned}$$

3 where $R_t^H \beta e_t$, $R_t^L \beta e_t$, and $R_t^{LL} \beta e_t$ are the net worth of the entrepreneur at date $t + 1$ in each
 1 state. Note that the net worth of entrepreneurs evolves as $e_{t+1} = R_t^j \beta e_t$, where $j = H, L,$
 2 LL . R_t^H , R_t^L , and R_t^{LL} , which are given in the Technical Appendix R, are realized rate of
 3 return per unit of saving from date t to date $t + 1$. R_t^H corresponds to the leveraged rate of
 4 return on H-projects per unit of saving. R_t^L is the rate of return per unit of saving for the
 5 entrepreneurs who were L-type at date t conditional on bubbles' survive at date $t + 1$. R_t^{LL}
 6 is realized rate of return per unit of saving for the entrepreneurs who were L-type at date
 7 t conditional on bubbles' collapse in period $t + 1$. When bubbles burst in period $t + 1$, the
 8 realized rate of return per unit of saving decreases for L-types in period t , because all wealth
 9 they invested in bubble assets is wiped out. By contrast, for H-types in period t , since they
 10 did not purchase bubble assets in period t , the realized rate of return per unit of saving is
 11 not affected even by the bubble bursts.

12 Solving the value function yields (derivation is given in the Technical Appendix R.)

$$(11) \quad W_t^{BB}(e_t, K_t) = m(\lambda) + \frac{\beta\sigma(\sigma - 1)}{1 - \beta\sigma} \frac{1}{1 - \beta} \log K_t + \frac{1}{1 - \beta} \log e_t(\lambda),$$

13 where $m(\lambda)$ is given in the Technical Appendix R. The period t net worth, e_t , in the third
 14 term increases with λ . When bailouts are expected, bubble prices and entrepreneurs' net
 15 worth jump up instantaneously, which increases their lifetime consumption. The third term
 16 captures this effect, which we call an initial wealth effects on consumption.

17 By setting $t = 0$, we can understand how a rise in λ affects entrepreneurs' welfare in
 18 the initial period. Since it is hard to provide a full characterization analytically on the re-
 19 lationship between W_0^{BB} and λ , here, we show numerical examples. We will explain more
 20 details about procedures to derive numerical examples in the Technical Appendix S. Figure
 21 5 illustrates the relationship in the benchmark parameter case, highlighting that welfare
 22 increases monotonically with λ . That is, the more bailouts are guaranteed, the more entre-
 23 preneurs gain. This result holds in cases 1-3, too. Moreover, even if over-sized bubbles arise
 24 in the Laissez-Faire economy, W_0^{BB} monotonically increases with λ . Thus, in our numerical

25 examples, $\lambda = 1$ is optimal for entrepreneurs.

1 Intuition is the following. In the region of $\lambda \in [0, \lambda^*)$, a rise in λ increases production
 2 before and after bubbles' collapse, which increases entrepreneurs' consumption. Moreover,
 3 because of the increase in bubble prices, the initial wealth effects on consumption is en-
 4 hanced. Thus, entrepreneurs' consumption increases with λ throughout the lifetime. In the
 5 region of $\lambda \in (\lambda^*, 1]$, although a rise in λ leads to a large bubble and reduces production
 6 by enhancing the crowding-out effect of bubbles, welfare increases. The reasons are the fol-
 7 lowings. First, the initial wealth effects on consumption increases with λ . Moreover, bailout
 8 policy enhances consumption smoothing effect. As Aoki et al. (2014), and Hirano and
 9 Yanagawa (2010) showed, bubbles are welfare-improving, even if bubbles reduce a long-run
 10 output growth rate and even if bubbles are expected to collapse. This is because, bubbles
 11 provide a high rate-of-return saving vehicle in the low-productivity state. As a result, the
 12 rate-of-return difference between the high-productivity state and the low-productivity state
 13 becomes smaller with bubbles. This contributes to enhancing consumption smoothing ef-
 14 fect. This means that in a borrowing constrained economy, bubbles provide an insurance
 15 for idiosyncratic productivity shocks to entrepreneurs. Government bailout policy enhances
 16 this consumption smoothing effect by providing another insurance device for entrepreneurs,
 17 i.e., the rate-of-return difference in each state decreases with λ . Hence, entrepreneurs' con-
 18 sumption increases even in $\lambda \in (\lambda^*, 1]$ where ex-ante production efficiency worsens with
 19 λ .

20 **K Proof of Proposition 4**

21 We need to prove that there exist parameter values under which stochastic bubbles can arise
 22 and the sign of (29) is negative.

23 First, we prove that there exist parameter values under which the sign of (29) is negative.

24 With regard to the second term of (29), when we solve for α^H that satisfies $\alpha^H \frac{p\beta + (1-\beta)\theta}{1-\beta+p\beta} \sigma =$
 25 $\left(1 + \frac{\alpha^H - \alpha^L}{\alpha^L - \theta \alpha^H} p\right) \beta \alpha^L \sigma$, then we obtain $\alpha^H = \frac{\alpha^L(1-\beta+p\beta)}{(1-\beta)\theta+p\beta}$ and $\frac{\alpha^L \beta(1-p)}{\theta}$. We focus on the case

26 where $0 < \theta < \frac{p\beta^2(1-p)}{(1-\beta)(1-\beta+p\beta)+p\beta}$. In this case, $\frac{\alpha^L(1-\beta+p\beta)}{(1-\beta)\theta+p\beta} < \frac{\alpha^L\beta(1-p)}{\theta}$. If we pick up $\alpha_1^H \in$
 1 $\left(\frac{\alpha^L(1-\beta+p\beta)}{(1-\beta)\theta+p\beta}, \frac{\alpha^L\beta(1-p)}{\theta}\right)$ that is sufficiently close to $\frac{\alpha^L(1-\beta+p\beta)}{(1-\beta)\theta+p\beta}$ or $\frac{\alpha^L\beta(1-p)}{\theta}$, then $\alpha^H \frac{p\beta+(1-\beta)\theta}{1-\beta+p\beta} \sigma$
 2 is sufficiently close to $\left[1 + \frac{\alpha^H - \alpha^L}{\alpha^L - \theta \alpha^H} p\right] \beta \alpha^L \sigma$. Thus, under α_1^H , the first term of (29) dominates
 3 the second term of (29), i.e., under α_1^H , the sign of (29) is negative.

4 Next, we prove that stochastic bubbles can arise under α_1^H . If we characterize bubble
 5 regions with α^H , stochastic bubbles can arise if and only if $\alpha^H > \frac{\alpha^L[1-\pi\beta(1-p)]}{(1-\pi\beta)\theta+p\beta\pi} \equiv \hat{\alpha}^H(\pi)$,
 6 where $\hat{\alpha}^H$ is a decreasing function of π in $0 < \pi \leq 1$ with $\hat{\alpha}^H = \frac{\alpha^L(1-\beta+p\beta)}{(1-\beta)\theta+p\beta}$ if $\pi = 1$ (Note
 7 that if $\pi = 1$, deterministic bubbles can arise in $\alpha^H \geq \frac{\alpha^L(1-\beta+p\beta)}{(1-\beta)\theta+p\beta}$). Thus, there exists a
 8 critical value of $\pi_1(\alpha_1^H) < 1$ where stochastic bubbles can arise under α_1^H in $\pi \in (\pi_1(\alpha_1^H), 1]$.

9 Supplemental Material (Technical Appendices)

10 L Derive the demand function for the bubble assets of 11 an L-entrepreneur

12 Each L-entrepreneur chooses optimal amounts of b_t^i , x_t^i , and z_t^i so that the expected marginal
 13 utility from investing in three assets is equalized. The first order conditions with respect to
 14 x_t^i and b_t^i are

$$(12) \quad (x_t^i) : u'(c_t^{i,\pi}) = E_t \left[u'(\tilde{c}_{t+1}^i) \frac{P_{t+1}^x + \tilde{d}_{t+1}^i}{P_t} \right],$$

15

$$(13) \quad (b_t^i) : u'(c_t^{i,\pi}) = E_t [u'(\tilde{c}_{t+1}^i) r_t],$$

16 where $u(c) = \log c$ is the utility function of the entrepreneurs. With logarithmic preferences,
 17 the marginal utility is $u'(c) = 1/c$. The expectation operator is taken over whether the bubble
 18 survives and whether the entrepreneur receives bailout transfer from the government. \tilde{d}_{t+1}^i ,
 19 and \tilde{c}_{t+1}^i are the stochastic variables, and $c_t^{i,\pi}$ is the optimal consumption level at date t when

20 bubbles persist at date t . Then (12) and (13) are rewritten as

$$(14) \quad (x_t^i) : \frac{1}{c_t^{i,\pi}} = E_t \left[\frac{1}{\tilde{c}_{t+1}^i} \frac{P_{t+1}^x + \tilde{d}_{t+1}^i}{P_t} \right] = \pi \beta \frac{P_{t+1}}{c_{t+1}^{i,\pi}} + (1 - \pi) \lambda \beta \frac{d_{t+1}}{c_{t+1}^{i,(1-\pi)\lambda}},$$

1

$$(15) \quad (b_t^i) : \frac{1}{c_t^{i,\pi}} = E_t \left[\frac{r_t}{\tilde{c}_{t+1}^i} \right] = \pi \beta \frac{r_t}{c_{t+1}^{i,\pi}} + (1 - \pi) \lambda \beta \frac{r_t}{c_{t+1}^{i,(1-\pi)\lambda}} + (1 - \pi)(1 - \lambda) \beta \frac{r_t}{c_{t+1}^{i,(1-\pi)(1-\lambda)}},$$

2 where $c_{t+1}^{i,\pi} = (1 - \beta)(q_{t+1}\alpha^L z_t^i - r_t b_t^i + P_{t+1} x_t^i)$ is the optimal consumption level at date
3 $t + 1$ when bubbles survive at date $t + 1$, $c_{t+1}^{i,(1-\pi)\lambda} = (1 - \beta)(q_{t+1}\alpha^L z_t^i - r_t b_t^i + d_{t+1} x_t^i)$ is
4 the optimal consumption level at date $t + 1$ when bubbles collapse at date $t + 1$ and the
5 entrepreneur is rescued, and $c_{t+1}^{i,(1-\pi)(1-\lambda)} = (1 - \beta)(q_{t+1}\alpha^L z_t^i - r_t b_t^i)$ is the optimal consumption
6 level at date $t + 1$ when bubbles collapse at date $t + 1$ and the entrepreneur is not rescued.

7 ³² The RHS of (14) is the gain in expected discounted utility from holding one additional
8 unit of bubble assets at date $t + 1$. With probability π bubbles survive, in which case the
9 entrepreneur can sell the additional unit at P_{t+1} , but with probability $1 - \pi$ bubbles collapse,
10 in which case with probability λ he/she is rescued and receives d_{t+1} units of consumption
11 goods per unit of bubble assets, and with probability $1 - \lambda$, he/she is not rescued and receives
12 nothing. The denominators reflect the respective marginal utilities of consumption. Since we
13 specifically consider a bailout policy that fully guarantees bubble investments against losses,
14 $d_{t+1} = P_{t+1} > 0$ if the agent i is rescued when bubbles collapse at date $t + 1$. The RHS of
15 (15) is the gain in expected discounted utility from lending one additional unit. It is similar
16 to the RHS of (14), except for the fact that lending yields r_t at date $t + 1$, irrespective of
17 whether or not bubbles collapse.

18 From (16), (14), and (15), we can derive the demand function for bubble assets of an
19 L-type in the main text, (17).

³²Since the entrepreneur consumes a fraction $1 - \beta$ of the current net worth in each period, the optimal consumption level at date $t + 1$ is independent of the entrepreneur's type at date $t + 1$. It only depends on whether bubbles collapse and whether government rescues the entrepreneur.

20 M Aggregation

1 The great merit of the expressions for each entrepreneur's investment and demand for bubble
 2 assets, z_t^i and x_t^i , is that they are linear in period- t net worth, e_t^i . Hence aggregation is easy:
 3 we do not need to keep track of the distributions.

4 From (16), we learn the aggregate H-investments:

$$(16) \quad Z_t^H = \frac{\beta p A_t}{1 - \frac{\theta q_{t+1} \alpha^H}{r_t}},$$

5 where $A_t \equiv q_t K_t + P_t X$ is the aggregate wealth of entrepreneurs at date t , and $\sum_{i \in H_t} e_t^i = p A_t$
 6 is the aggregate wealth of H-entrepreneurs at date t . From this investment function, we see
 7 that the aggregate H-investments are both history-dependent and forward-looking, because
 8 they depend on asset prices, P_t , as well as cash flows from the investment projects in the
 9 previous period, $q_t K_t$. In this respect, this investment function is similar to the one in
 10 Kiyotaki and Moore (1997). There is a significant difference. In the Kiyotaki-Moore model,
 11 the investment function depends on land prices which reflect fundamentals (cash flows from
 12 land), while in our model, it depends on bubble prices.

13 Aggregate L-investments depend on the level of the interest rate:

$$(17) \quad Z_t^L = \begin{cases} \beta A_t - \frac{\beta p A_t}{1 - \frac{\theta \alpha^H}{\alpha^L}} - P_t X & \text{if } r_t = q_{t+1} \alpha^L, \\ 0 & \text{if } r_t > q_{t+1} \alpha^L. \end{cases}$$

14 When $r_t = q_{t+1} \alpha^L$, L-entrepreneurs may invest positive amount. In this case, we know from
 15 (19) that aggregate L-investments are equal to aggregate savings of the economy minus ag-
 16 gregate H-investments minus aggregate value of bubbles. When $r_t > q_{t+1} \alpha^L$, L-entrepreneurs
 17 do not invest.

18 The aggregate counterpart to (18) is

$$(18) \quad P_t X_t = \frac{\delta(\lambda) \frac{P_{t+1}}{P_t} - r_t}{\frac{P_{t+1}}{P_t} - r_t} \beta(1-p) A_t,$$

1 where $\sum_{i \in L_t} e_t^i = (1-p)A_t$ is the aggregate net worth of L-entrepreneurs at date t . (18) is
 2 the aggregate demand function for bubble assets at date t .

3 **N Worker's Behavior**

4 We verify that workers do not save nor buy asset bubbles in equilibrium of the bubble
 5 economy. First, we verify that workers do not save. When the borrowing constrained binds,
 6 workers do not save. The condition that the borrowing constraint binds is

$$\frac{1}{c_t^u} > \pi \beta \frac{r_t}{c_{t+1}^{u,\pi}} + (1-\pi) \beta \frac{r_t}{c_{t+1}^{u,1-\pi}}.$$

7 We know that $c_t^u = w_t$ and $c_{t+1}^{u,\pi} = w_{t+1}$ if workers do not save nor buy bubble assets. Then,
 8 the above can be written as

$$(19) \quad 1 > \left[\pi + (1-\pi) \frac{1-\sigma}{1-\sigma - \lambda \frac{\beta\phi(\lambda)}{1-\beta\phi(\lambda)} \sigma} \right] \beta \frac{K_t^\sigma}{K_{t+1}^\sigma} r_t.$$

9 When $r_t = q_{t+1} \alpha^L$, (19) can be written as

$$(20) \quad \frac{H(\lambda)}{\beta\sigma\alpha^L} > \pi + (1-\pi) \frac{1-\sigma}{1-\sigma - \lambda \frac{\beta\phi(\lambda)}{1-\beta\phi(\lambda)} \sigma}.$$

10 Since $H(\lambda)/\beta\sigma\alpha^L > 1$ in the bubble regions and the right hand side of (20) is an increasing
 11 function of σ and converges to one when we take the limit of $\sigma \rightarrow 0$, (20) holds if σ is
 12 sufficiently small.

13 When $r_t = \theta q_{t+1} \alpha^H [1 - \beta \phi(\lambda)] / [1 - p - \phi(\lambda)]$, (20) can be written as

$$(21) \quad \frac{H(\lambda)[1 - p - \phi(\lambda)]}{\theta \beta \sigma \alpha^H [1 - \phi(\lambda)]} > \pi + (1 - \pi) \frac{1 - \sigma}{1 - \sigma - \lambda \frac{\beta \phi(\lambda)}{1 - \beta \phi(\lambda)} \sigma}.$$

1 Since $H(\lambda)[1 - p - \phi(\lambda)] / \theta \beta \sigma \alpha^H [1 - \phi(\lambda)] > 1$ in the bubble regions and the right hand side
 2 of (21) is an increasing function of σ and converges to one when we take the limit of $\sigma \rightarrow 0$,
 3 (21) holds if σ is sufficiently small. Under the reasonable parameter values in our numerical
 4 examples, both (20) and (21) hold.

Next, we verify that workers do not buy bubble assets. When the short sale constraint binds, workers do not buy bubble assets. The condition that the short sale constraint binds is

$$\frac{1}{c_t^u} > \pi \beta \frac{1}{c_{t+1}^{u,\pi}} \frac{P_{t+1}}{P_t}.$$

We know $c_t^u = w_t$ and $c_{t+1}^{u,\pi} = w_{t+1}$ if workers do not save nor buy bubble assets. Then, the above can be written as

$$1 > \pi \beta \frac{w_t}{w_{t+1}} \frac{P_{t+1}}{P_t} = \pi \beta,$$

5 which is true.

6 Likewise we can prove that workers do not save in equilibrium of the bubbleless economy
 7 including at the time bubbles collapse.

8 **O Behavior of H-types**

9 We verify that H-types do not buy bubble assets in equilibrium. When the short sale
 10 constraint binds, H-types do not buy bubble assets. In order that the short sale constraint
 11 binds, the following condition must hold:

$$(22) \quad \frac{1}{c_t^i} > \beta E_t \left[\frac{1}{c_{t+1}^i} \frac{P_{t+1}}{P_t} \right].$$

12 Since the borrowing constraint is binding for H-types, we have

$$(23) \quad \frac{1}{c_t^i} = \beta E_t \left[\frac{r_t}{c_{t+1}^i} \frac{q_{t+1} \alpha^H (1 - \theta)}{r_t - \theta q_{t+1} \alpha^H} \right].$$

1 We also know that $c_{t+1}^i = (1 - \beta) \left[\frac{r_t \alpha^H (1 - \theta)}{r_t - \theta q_{t+1} \alpha^H} \right]$ if (22) is true. Inserting (23) into (22) yields

$$(24) \quad \beta \frac{1}{c_{t+1}^i} \frac{r_t \left[q_{t+1} \alpha^H - \delta(\lambda) \frac{P_{t+1}}{P_t} \right] + \theta q_{t+1} \alpha^H \left[\delta(\lambda) \frac{P_{t+1}}{P_t} - r_t \right]}{r_t - \theta q_{t+1} \alpha^H} > 0.$$

2 If (24) holds, then the short sale constraint binds. We see that the second term in the
 3 numerator is positive as long as $\phi > 0$ and we know that $\phi > 0$ on the saddle path. Thus, if
 4 the first term is positive, (24) holds. The condition that the first term is positive is

$$q_{t+1} \alpha^H > \delta(\lambda) \frac{P_{t+1}}{P_t}.$$

5 On the saddle path, since P_t follows according to

$$(25) \quad P_t = \frac{\beta \phi(\lambda)}{X[1 - \beta \phi(\lambda)]} \sigma K_t^\sigma,$$

6 Using (25), the above inequality condition can be written as

$$(26) \quad \sigma \alpha^H K_t^\sigma > \delta(\lambda) K_{t+1}.$$

7 First, we show that (26) holds in $0 \leq \lambda \leq \lambda^*$. In $0 \leq \lambda \leq \lambda^*$, aggregate capital stock follows

8 (28). Thus, (26) can be written as

$$(27) \quad \alpha^H > \delta(\lambda) \left[\left(1 + \frac{\alpha^H - \alpha^L}{\alpha^L - \theta \alpha^H p} \right) \beta \alpha^L - \beta \alpha^L \phi(\lambda) \right] / [1 - \beta \phi(\lambda)],$$

9 which is equivalent to

$$(28) \quad \alpha^H > \delta(\lambda) \left[\left(1 + \frac{\alpha^H - \alpha^L}{\alpha^L - \theta\alpha^H} p\right) \beta\alpha^L - \beta\alpha^L(1 - p) \right] / [1 - \delta(\lambda)\beta(1 - p)].$$

The right hand side of (28) is an increasing and convex function of λ in $0 \leq \lambda \leq \lambda^*$. Thus (26) holds in $0 \leq \lambda \leq \lambda^*$ if (26) is true at $\lambda = \lambda^*$. At $\lambda = \lambda^*$, we know $\phi = [\alpha^L(1 - p) - \theta\alpha^H]/(\alpha^L - \theta\alpha^H)$. Inserting this relation into (27) yields

$$\alpha^H(1 - \beta) + \frac{\alpha^L p \beta \alpha^H}{\alpha^L - \theta\alpha^H} [1 - \delta(\lambda^*)] > 0,$$

10 which is true.

Next, we show that (26) holds in $\lambda^* \leq \lambda \leq 1$. In $\lambda^* \leq \lambda \leq 1$, aggregate capital stock follows (28). Thus, (26) can be written as

$$1 - \beta\phi > \delta(\lambda)\beta(1 - \phi),$$

1 which is true, since $1 - \beta\phi > 1 - \phi$ and $\delta(\lambda)\beta < 1$.

2 **P Derivation of taxpayer's value function**

3 Suppose that at date t , bubbles collapse. After the date t , the economy is in the bubbleless
4 economy. Let V_t^{BL} be the value function of taxpayers at date t when bubbles collapse and
5 the government bails out entrepreneurs. First, we solve V_{t+1}^{BL} . Given the optimal decision
6 rules, the Bellman equation can be written as

$$(29) \quad V_{t+1}^{BL}(K_{t+1}) = \log c_{t+1} + \beta V_{t+2}^{BL}(K_{t+2}), \quad \text{after date } t + 1,$$

7 with

$$(30) \quad \left\{ \begin{array}{ll} c_{t+1} = w_{t+1} & \text{after date } t + 1, \\ K_{t+2} = \left[1 + \frac{\alpha^H - \alpha^L}{\alpha^L - \theta \alpha^H} p \right] \beta \alpha^L \sigma K_{t+1}^\sigma & \text{after date } t + 1. \end{array} \right.$$

1 We guess that the value function is a linear function of $\log K$:

$$(31) \quad V_{t+1}^{BL}(K_{t+1}) = f + g \log K_{t+1} \quad \text{after date } t + 1.$$

From (29)-(31), applying the method of undetermined coefficients yields

$$f = \frac{1}{1 - \beta} \log(1 - \sigma) + \frac{1}{1 - \beta} \frac{\beta \sigma}{1 - \beta \sigma} \log \left[\left(1 + \frac{\alpha^H - \alpha^L}{\alpha^L - \theta \alpha^H} p \right) \beta \alpha^L \sigma \right],$$

$$g = \frac{\sigma}{1 - \beta \sigma}.$$

2 Thus, we have

$$(32) \quad \begin{aligned} V_{t+1}^{BL}(K_{t+1}) &= \frac{1}{1 - \beta} \log(1 - \sigma) + \frac{1}{1 - \beta} \frac{\beta \sigma}{1 - \beta \sigma} \log \left[\left(1 + \frac{\alpha^H - \alpha^L}{\alpha^L - \theta \alpha^H} p \right) \beta \alpha^L \sigma \right] \\ &+ \frac{\sigma}{1 - \beta \sigma} \log K_{t+1}, \quad \text{after date } t + 1. \end{aligned}$$

3 Next, we derive the value function of taxpayers at date t when bubbles collapse and the
 4 government bails out entrepreneur by taking into account the effects of bailouts on the date
 5 t consumption and the date $t + 1$ aggregate capital stock. The value function of taxpayers
 6 at date t satisfies

$$(33) \quad V_t^{BL}(K_t) = \log c_t + \beta V_{t+1}^{BL}(K_{t+1}),$$

7 with

$$(34) \quad \begin{cases} c_t = w_t - \lambda P_t X = w_t - \lambda \frac{\beta \phi(\lambda)}{1 - \beta \phi(\lambda)} \sigma K_t^\sigma, \\ K_{t+1} = \left[1 + \frac{\alpha^H - \alpha^L}{\alpha^L - \theta \alpha^H} p \right] \beta \alpha^L \sigma \left[1 + \lambda \frac{\beta \phi(\lambda)}{1 - \beta \phi(\lambda)} \right] K_t^\sigma. \end{cases}$$

1 From (32), (33), and (34), we have

$$(35) \quad V_t^{BL}(K_t) = M(\lambda) + \frac{\sigma}{1 - \beta \sigma} \log K_t.$$

2 Now, we are in a position to derive the value function at any date t in the bubble economy.

3 Let $V_t^{BB}(K_t)$ be the value function of taxpayers at date t in the bubble economy. Given
4 optimal decision rules, the Bellman equation can be written as

$$(36) \quad V_t^{BB}(K_t) = \log c_t + \beta \left[\pi V_{t+1}^{BB}(K_{t+1}) + (1 - \pi) V_{t+1}^{BL}(K_{t+1}) \right].$$

5 with the optimal decision rule of aggregate capital stock until bubbles collapse:

$$(37) \quad K_{t+1} = H(\lambda) K_t^\sigma,$$

6 We guess that the value function is a linear function of $\log K$:

$$(38) \quad V_t^{BB}(K_t) = s + Q \log K_t,$$

From (35), and (36)-(37), applying the method of undetermined coefficients yields

$$s = \frac{1}{1 - \beta \pi} \log(1 - \sigma) + \frac{\beta(1 - \pi)}{1 - \beta \pi} M(\lambda) + \frac{1}{1 - \beta \pi} \frac{\beta \sigma}{1 - \beta \sigma} \log H(\lambda),$$

$$Q = \frac{\sigma}{1 - \beta \sigma}.$$

7 Thus, we have (27).

8 Q Derivation of Assumption 1

$$\frac{dV_0^{BB}}{d\lambda} \Big|_{\lambda=0} = \frac{\beta^2 \sigma (1-p)(1-\pi)}{(1-\beta\pi)(1-\beta\sigma)[1-\pi\beta(1-p)]} - \frac{\beta^2 \sigma (1-\pi)\phi(\lambda=0)(1-\beta)}{(1-\beta\pi)[1-\beta\phi(\lambda=0)](1-\sigma)(1-\beta\sigma)}$$

The first term is the marginal gains from bailout expansions, and the second term is the marginal costs. Then, the sign depends on

$$\text{sign} \left(\frac{dV_0^{BB}}{d\lambda} \Big|_{\lambda=0} \right) = \text{sign} \{ (1-p)[1-\beta\phi(\lambda=0)](1-\sigma) - \phi(\lambda=0)(1-\beta)[1-\pi\beta(1-p)] \}.$$

1 Thus, if Assumption 1 is satisfied, the marginal gains dominate the marginal costs.

2 R Derivation of entrepreneur's value function

3 R.1 the case where the government does not tax entrepreneurs

4 Suppose that at date t , bubbles collapse. After the date t , the economy is in the bubbleless
5 economy. Let $W_t^{BL}(e_t, K_t)$ be the value function of the entrepreneur at date t who holds the
6 net worth, e_t , at the beginning of the period t before knowing his/her type of the period t .
7 First, we solve $W_{t+1}^{BL}(e_t, K_t)$. Given the optimal decision rules, the Bellman equation can be
8 written as

$$(39) \quad W_{t+1}^{BL}(e_{t+1}, K_{t+1}) = \log c_{t+1}^i + \beta \left[\begin{array}{l} pW_{t+2}^{BL}(R_{t+1}^H \beta e_{t+1}, K_{t+2}) \\ +(1-p)W_{t+2}^{BL}(R_{t+1}^L \beta e_{t+1}, K_{t+2}) \end{array} \right] \text{ after date } t+1,$$

9 where $R_{t+1}^H \beta e_{t+1}$ and $R_{t+1}^L \beta e_{t+1}$ are the date $t+2$ net worth of the entrepreneur when he/she
10 was H-type and L-type at date $t+1$, respectively. R_{t+1}^H and R_{t+1}^L are realized rate of return
11 per unit of saving from date $t+1$ to date $t+2$ in the bubbleless economy, and they satisfy

$$(40) \quad \left\{ \begin{array}{l} R_t^H = \frac{q_{t+1} \alpha^H (1-\theta)}{1 - \frac{\theta \alpha^H}{\alpha^L}} \quad \text{after date } t, \\ \\ R_t^L = q_{t+1} \alpha^L \quad \text{after date } t. \end{array} \right.$$

12 Aggregate capital stock follows:

$$(41) \quad K_{t+2} = \left(1 + \frac{\alpha^H - \alpha^L}{\alpha^L - \theta \alpha^H} p\right) \beta \alpha^L \sigma K_{t+1} \quad \text{after date } t + 1.$$

1 We guess that the value function are linear functions of $\log K$ and $\log e$:

$$(42) \quad W_{t+1}^{BL}(e_{t+1}, K_{t+1}) = f_1 + g_1 \log K_{t+1} + h_1 \log e_{t+1}$$

2 From (39)-(42), applying the method of undetermined coefficients yields

$$(43) \quad f_1 = \frac{1}{1-\beta} \log(1-\beta) + \frac{\beta}{(1-\beta)^2} \log(1-\beta) + \frac{\beta}{(1-\beta)^2} \log \sigma \\ + \frac{\beta}{(1-\beta)^2} \left[p \log \frac{\alpha^H(1-\theta)}{1-\frac{\theta\alpha^H}{\alpha^L}} + (1-p) \log \alpha^L \right] \\ + \frac{\beta(\sigma-1)}{(1-\beta)^2} \frac{1}{1-\beta\sigma} \log \left[\left(1 + \frac{\alpha^H - \alpha^L}{\alpha^L - \theta\alpha^H} p\right) \beta \alpha^L \sigma \right],$$

3

$$(44) \quad g_1 = \frac{\beta\sigma}{1-\beta\sigma} \frac{\sigma-1}{1-\beta},$$

4

$$(45) \quad h_1 = \frac{1}{1-\beta}.$$

5 Next, we derive the value function at date t when bubbles collapse and the government
6 bails out entrepreneurs by taking into account the effects of bailouts on the date $t + 1$
7 aggregate capital stock. Given the optimal decision rules, the value function at date t
8 satisfies

$$(46) \quad W_t^{BL}(e_t, K_t) = \log c_t + \beta \left[p W_{t+1}^{BL}(R_t'^H \beta e_t, K_{t+1}) + (1-p) W_{t+1}^{BL}(R_t'^L \beta e_t, K_{t+1}) \right],$$

9 with

$$(47) \quad K_{t+1} = \left[1 + \frac{\alpha^H - \alpha^L}{\alpha^L - \theta\alpha^H p} \right] \beta\alpha^L\sigma \left[1 + \lambda \frac{\beta\phi(\lambda)}{1 - \beta\phi(\lambda)} \right] K_t^\sigma.$$

1 From (42)-(47), we obtain

$$(48) \quad W_t^{BL}(e_t, K_t) = f_1 + \frac{\beta(\sigma - 1)}{1 - \beta} \frac{1}{1 - \beta\sigma} \log \left[1 + \lambda \frac{\beta\phi(\lambda)}{1 - \beta\phi(\lambda)} \right] + \frac{\beta\sigma}{1 - \beta\sigma} \frac{\sigma - 1}{1 - \beta} \log K_t + \frac{1}{1 - \beta} \log e_t.$$

Now, we are in a position to derive the value function at any date t in the bubble economy. $W_t^{BB}(e_t, K_t)$ is the value function of the entrepreneur at any date t in the bubble economy who holds the net worth, e_t , at the beginning of the period t before knowing his/her type of the period t . Given optimal decision rules, the Bellman equation can be written as

$$(49) \quad W_t^{BB}(e_t, K_t) = \log c_t + \beta\pi \left[pW_{t+1}^{BB}(R_t^H \beta e_t, K_{t+1}) + (1 - p)W_{t+1}^{BB}(R_t^L \beta e_t, K_{t+1}) \right] \\ + \beta(1 - \pi) \left[\begin{aligned} & pW_{t+1}^{BL}(R_t^H \beta e_t, K_{t+1}) + (1 - p)\lambda W_{t+1}^{BL}(R_t^L \beta e_t, K_{t+1}) \\ & + (1 - p)(1 - \lambda)W_{t+1}^{BL}(R_t^{LL} \beta e_t, K_{t+1}) \end{aligned} \right],$$

2 where $R_t^H \beta e_t$, $R_t^L \beta e_t$, and $R_t^{LL} \beta e_t$ are the date $t + 1$ net worth of the entrepreneur in each
3 state. R_t^H , R_t^L , and R_t^{LL} are realized rate of return per unit of saving from date t to date
4 $t + 1$, and in $0 \leq \lambda \leq \lambda^*$, they satisfy

$$(50) \quad \left\{ \begin{aligned} R_t^H &= \frac{q_{t+1}\alpha^H(1-\theta)}{1 - \theta\alpha^H/\alpha^L}, \\ R_t^L &= \delta(\lambda) \frac{P_{t+1}}{P_t} = \delta(\lambda) \frac{q_{t+1}\alpha^L[1-p-\phi(\lambda)]}{\delta(\lambda)(1-p)-\phi(\lambda)}, \\ R_t^{LL} &= \frac{q_{t+1}\alpha^L[1-p-\phi(\lambda)]}{1-p}. \end{aligned} \right.$$

5 and in $\lambda^* \leq \lambda \leq 1$, they satisfy

$$(51) \quad \left\{ \begin{array}{l} R_t^H = \frac{q_{t+1}\alpha^H(1-\theta)[1-\phi(\lambda)]}{p}, \\ R_t^L = \delta(\lambda)\frac{P_{t+1}}{P_t} = \delta(\lambda)\frac{q_{t+1}\theta\alpha^H[1-\phi(\lambda)]}{\delta(\lambda)(1-p)-\phi(\lambda)}, \\ R_t^{LL} = \frac{q_{t+1}\theta\alpha^H[1-\phi(\lambda)]}{1-p}. \end{array} \right.$$

1 Aggregate capital stock until bubbles collapse follows:

$$(52) \quad K_{t+1} = H(\lambda)K_t^\sigma.$$

2 We guess that the value function are linear functions of $\log K$ and $\log e$:

$$(53) \quad W_t^{BB}(e_t, K_t) = m + l \log K_t + n \log e_t.$$

3 From (48)-(53), and (49), applying the method of undetermined coefficients yields

$$\begin{aligned} m &= \frac{1}{1-\beta\pi} \log(1-\beta) + \frac{1}{1-\beta\pi} \frac{\beta}{1-\beta} \log \beta + \frac{1}{1-\beta\pi} \frac{\beta}{1-\beta} \log \sigma \\ &+ \frac{\beta(\sigma-1)}{1-\beta\pi} \frac{1}{1-\beta\sigma} \frac{1}{1-\beta} \log H(\lambda) \\ &+ \frac{\beta(1-\pi)}{1-\beta\pi} \left\{ f_1 + \frac{\beta(\sigma-1)}{1-\beta} \frac{1}{1-\beta\sigma} \log \left[1 + \lambda \frac{\beta\phi(\lambda)}{1-\beta\phi(\lambda)} \right] \right\} \\ &+ \frac{1}{1-\beta\pi} \frac{\beta}{1-\beta} [\pi J_1 + (1-\pi)J_2], \end{aligned}$$

$$l = \frac{\beta\sigma(\sigma-1)}{1-\beta\sigma} \frac{1}{1-\beta},$$

$$n = \frac{1}{1-\beta},$$

4 where in $0 \leq \lambda \leq \lambda^*$,

$$J_1 = p \log \frac{\alpha^H(1-\theta)}{1-\frac{\theta\alpha^H}{\alpha^L}} + (1-p) \log \left[\delta(\lambda) \frac{\alpha^L[1-p-\phi(\lambda)]}{\delta(\lambda)(1-p)-\phi(\lambda)} \right],$$

5

$$\begin{aligned} J_2 &= p \log \frac{\alpha^H(1-\theta)}{1-\frac{\theta\alpha^H}{\alpha^L}} + (1-p)\lambda \log \left[\delta(\lambda) \frac{\alpha^L[1-p-\phi(\lambda)]}{\delta(\lambda)(1-p)-\phi(\lambda)} \right] \\ &\quad + (1-p)(1-\lambda) \log \left[\frac{\alpha^L[1-p-\phi(\lambda)]}{1-p} \right]. \end{aligned}$$

and in $\lambda^* \leq \lambda \leq 1$,

$$J_1 = p \log \frac{\alpha^H(1-\theta)[1-\phi(\lambda)]}{p} + (1-p) \log \left[\delta(\lambda) \frac{\theta\alpha^H[1-\phi(\lambda)]}{\delta(\lambda)(1-p)-\phi(\lambda)} \right],$$

1

$$\begin{aligned} J_2 &= p \log \frac{\alpha^H(1-\theta)[1-\phi(\lambda)]}{p} + (1-p)\lambda \log \left[\delta(\lambda) \frac{\theta\alpha^H[1-\phi(\lambda)]}{\delta(\lambda)(1-p)-\phi(\lambda)} \right] \\ &\quad + (1-p)(1-\lambda) \log \left[\frac{\theta\alpha^H[1-\phi(\lambda)]}{1-p} \right]. \end{aligned}$$

2 Thus, we have (11).

3 **R.2 the case where the government taxes entrepreneurs**

4 When the government taxes entrepreneurs who do not suffer losses from bubble investments,

5 m and J_2 change as follows:

$$\begin{aligned} m &= \frac{1}{1-\beta\pi} \log(1-\beta) + \frac{1}{1-\beta\pi} \frac{\beta}{1-\beta} \log \beta + \frac{1}{1-\beta\pi} \frac{\beta}{1-\beta} \log \sigma \\ &\quad + \frac{\beta(\sigma-1)}{1-\beta\pi} \frac{1}{1-\beta\sigma} \frac{1}{1-\beta} \log H(\lambda) \\ &\quad + \frac{\beta(1-\pi)}{1-\beta\pi} \left\{ f_1 + \frac{\beta(\sigma-1)}{1-\beta} \frac{1}{1-\beta\sigma} \log [1+F(\lambda)] \right\} \\ &\quad + \frac{1}{1-\beta\pi} \frac{\beta}{1-\beta} [\pi J_1 + (1-\pi)J_2], \end{aligned}$$

6 in $0 \leq \lambda \leq \lambda^*$,

$$J_2 = p \log \frac{(1-\tau)\alpha^H(1-\theta)}{1-\frac{\theta\alpha^H}{\alpha^L}} + (1-p)\lambda \log \left[\delta(\lambda) \frac{\alpha^L[1-p-\phi(\lambda)]}{\delta(\lambda)(1-p)-\phi(\lambda)} \right] \\ + (1-p)(1-\lambda) \log \left[\frac{\alpha^L[1-p-\phi(\lambda)]}{1-p} \right].$$

1 in $\lambda^* \leq \lambda \leq 1$,

$$J_2 = p \log \frac{(1-\tau)\alpha^H(1-\theta)[1-\phi(\lambda)]}{p} + (1-p)\lambda \log \left[\delta(\lambda) \frac{\theta\alpha^H[1-\phi(\lambda)]}{\delta(\lambda)(1-p)-\phi(\lambda)} \right] \\ + (1-p)(1-\lambda) \log \left[\frac{\theta\alpha^H[1-\phi(\lambda)]}{1-p} \right].$$

2 S Procedures to derive numerical examples of entrepreneur's welfare

When we compute (11), we make the following assumptions: aggregate capital stock in the initial period is set to the steady-state value of the bubbleless economy; population measure of entrepreneurs is assumed to be equal to one; in the initial period, each entrepreneur is endowed with the same amount of capital, $k_t^i = k_t$, and one unit of bubble assets, and owes no debt. Under these assumptions, all entrepreneurs hold the same amount of net worth in the initial period, i.e., $e_0 = q_0 k_0 + P_0$. By using determination of equilibrium bubble prices (25), e_0 can be written as

$$e_0(\lambda) = \frac{1}{1-\beta\phi(\lambda)} \sigma K_0^\sigma.$$

Inserting the above relation into (11) yields

$$W_0^{BB}(K_0) = m(\lambda) + \frac{1}{1-\beta} \log \sigma + \frac{1}{1-\beta\sigma} \log K_0 - \frac{1}{1-\beta} \log [1-\beta\phi(\lambda)].$$

4 Figure 5 describes the relationship between W_0^{BB} and λ .

Figure 1

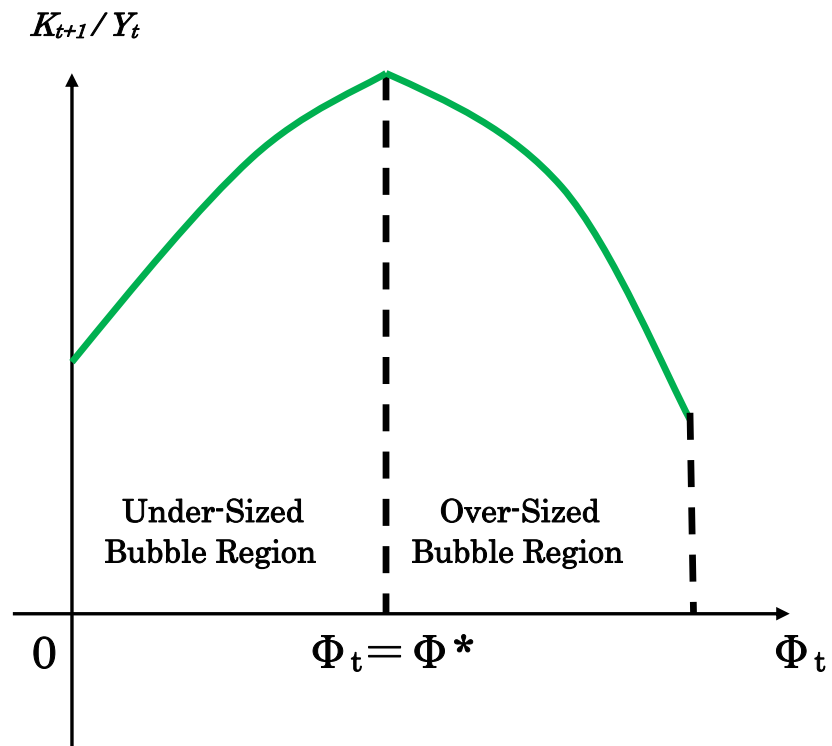


Figure 2

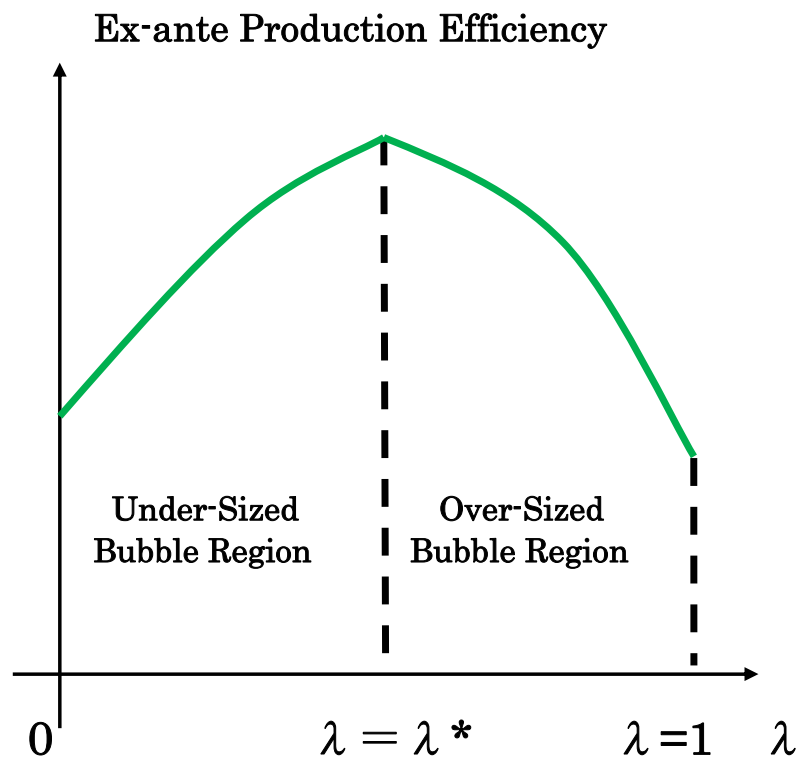


Figure 3

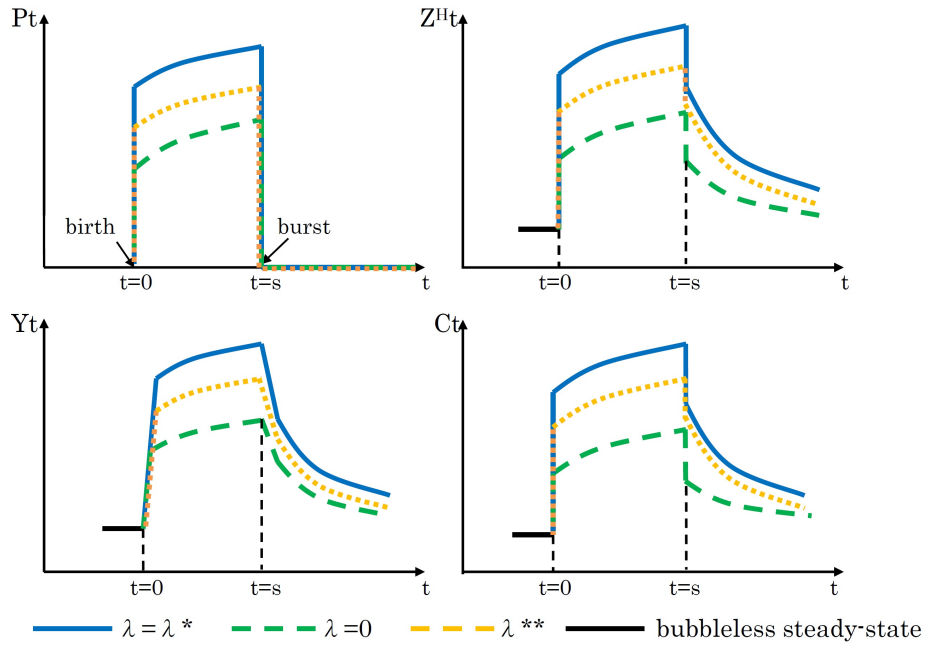


Figure 4

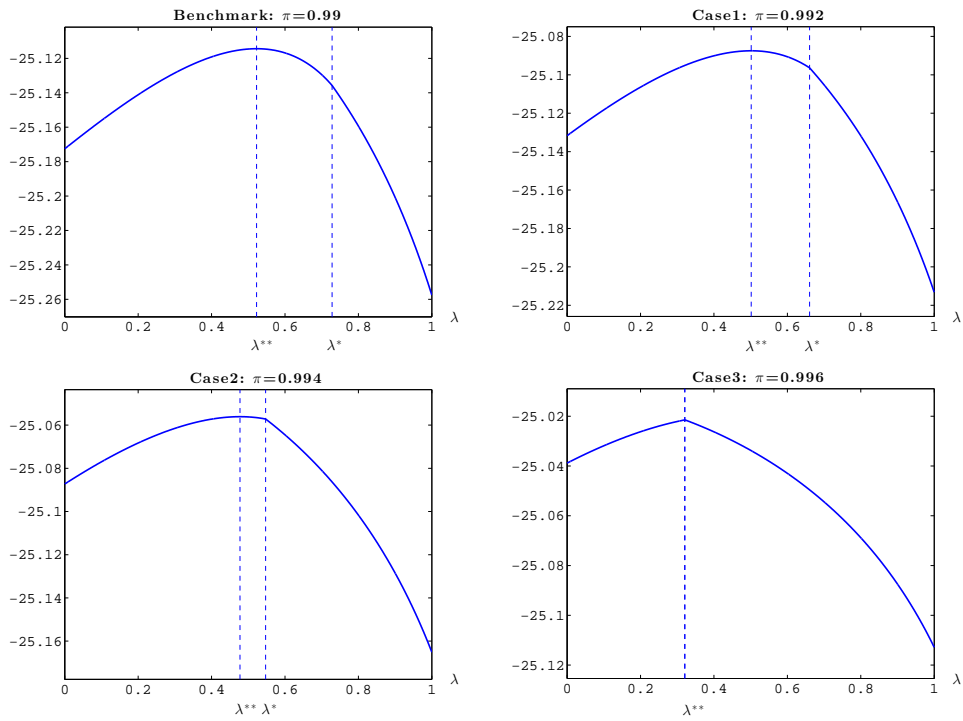


Figure 5

